



Salada Burrata

Al Pomodoro

Tomato Italiano



Amalfi

50

Amalfi com
Limão

48

Bonjour
Bistrô

20



Burrata Relevo

35

Café
de L'amour

15



Cantina Itália

33



Caprese Relevo

35



Coqueiro Listras

55



Florart

41



Friso Azul

61

Gourmet Itália
Verde

22

Gourmet Itália
Vermelho

25



Listra Azul

58



Oliveiras

4



Parreira

37



Peixe Listras

52



Pizzaiolo

33



Rancho

9



Salada Burrata

35



Tomato Italiano

30



Tomato Relevo

28

TRADIÇÃO E SOFISTICAÇÃO EM **CERÂMICAS**

Buscando a melhoria constante de seus produtos, mas sem perder a delicadeza da produção manual e artística, a Cerâmica Luiz Salvador por mais de 60 anos formou um talentoso grupo de artistas, treinados para produzir o típico “estilo” Luiz Salvador, em peças utilitárias e decorativas. Novos designs são incorporados e várias tendências de renomadas escolas ceramistas são assimiladas, criando uma profusão de cores e estilos que resultam em peças únicas.

No tableware, a Cerâmica Luiz Salvador se destaca transformando desde a louça do dia-a-dia até as peças personalizadas para ocasiões especiais em produtos singulares.

Tendo mais de 90 colaboradores na companhia, com destaque para o time de 30 talentosos artistas pintores, a fábrica está instalada em uma planta de 3.000m² dentro de uma área verde de 6.500m² na charmosa região de Itaipava – RJ. Lá são produzidos mensalmente mais de 30 mil peças de 1.500 modelos diferentes em mais de 40 padronagens.



A Cerâmica Luiz Salvador tem seu showroom no polo turístico e gastronômico de Itaipava, e é parada obrigatória para quem visita a região. Além disso, seus produtos encontram-se em lojas especializadas em decoração, louças e presentes nas principais capitais brasileiras e no exterior.



COLEÇÃO
OLIVEIRAS



■ **Prato de Jantar**
REF: PJ11T1160
Ø x H (cm) = 27 x 3



■ **Prato de Sobremesa**
REF: PJ13T1160
Ø x H (cm) = 20 x 3



■ **Bowl**
REF: TI02T1160
Ø x H (cm) = 15 x 7,5



■ **Bowl Pequeno**
REF: TI05T1160
Ø x H (cm) = 12 x 5



■ **Tigela de Massa Redonda Grande**
REF: TI37T1160
Ø x H (cm) = 30 x 5,5



■ **Tigela de Massa Redonda Pequena**
REF: TI38T1160
Ø x H (cm) = 20 x 3



■ **Tigela Consommé**
REF: TI01T1160
C x L x H (cm) = 18 x 15 x 6



■ **Apoio Oval Ornamental Médio**
REF: TO13T1160
C x L x H (cm) = 44 x 34 x 7



■ **Travessa Provence Gigante**
REF: TO84T1160
C x L x H (cm) = 46 x 32 x 3,5



■ **Travessa Provence Grande**
REF: TO85T1160
C x L x H (cm) = 42 x 28 x 3



■ **Travessa Provence Média**
REF: TO86T1160
C x L x H (cm) = 35,5 x 23 x 3



■ **Terrina Século XVIII**
REF: T08T1160
C x L x H (cm) = 22 x 16 x 11



■ **Centro de Mesa Oval - sem travessa**
REF: T01T1160
C x L x H (cm) = 39 x 24 x 26



■ **Prato Decorativo**
REF: PL02T1160
Ø x H (cm) = 37 x 4



■ **Suporte Raso Grande**
REF: TO23T1160
C x L x H (cm) = 22 x 19 x 2,5



■ **Prato de Bolo Grande S/ Pé**
REF: PJ58T1160
Ø x H (cm) = 33 x 2



■ **Tampa Bolo G Junco para PJ58**
REF: RG6
Ø x H (cm) = 30 x 18



■ **Xícara de Chá**
REF: PU59T1160
Ø x H (cm) = 15,5 x 10,5


COLEÇÃO
Oliveiras




■ **Ânfora Bia**
REF: JA19T1160
C x L x H (cm) = 16 x 22 x 26



■ **Colher Salada**
REF: PU384T1160
C x L x H (cm) = 24 x 10 x 2



■ **Garfo Salada**
REF: PU385T1160
C x L x H (cm) = 24 x 10 x 2




■ **Garrafa de Azeite Azeitona**
REF: PU525T1160
Ø x H (cm) = 7 x 16



■ **Tábua de Queijos**
REF: PJ67T1160
Ø x H (cm) = 34 x 3



■ **Tábua Pequena**
REF: PU46T1160
C x L x H (cm) = 19 x 14 x 1



■ **Porta-objetos Redondo**
REF: PU56T1160
Ø x H (cm) = 10 x 3




■ **Cachepot Azeitona**
REF: CP100T1160
Ø x H (cm) = 26 x 23



■ **Castiçal Azeitona Relevô**
REF: CA74T1160
Ø x H (cm) = 11 x 9



■ **Castiçal de Mesa Azeitona**
REF: CAR001
C x L x H (cm) = 33 x 28 x 20



Castiçal de Parede Azeitona
REF: CAR002
C x L x H (cm) = 22 x 8 x 35



COLEÇÃO
Rancho



■ **Prato de Jantar**
REF: PJ11T1153
Ø x H (cm) = 27 x 3



■ **Prato de Sobremesa**
REF: PJ13T1153
Ø x H (cm) = 20 x 3



■ **Sousplat**
REF: PL05T1153
Ø x H (cm) = 30 x 2



■ **Prato de Massa**
REF: PJ109T1153
Ø x H (cm) = 27.5 x 6.5



■ **Tigela Redonda Média**
REF: TI20T1153
Ø x H (cm) = 28 x 8



■ **Tigela Redonda Pequena**
REF: TI123T1153
Ø x H (cm) = 18 x 5



■ **Tigela Redonda Baixa Pequena**
REF: TI18T1153
Ø x H (cm) = 16 x 4,5



■ **Suporte Raso Grande**
REF: TO23T1153
C x L x H (cm) = 22 x 19 x 2,5



■ **Tigela Média**
REF: TI07T1153F
Ø x H (cm) = 22 x 10



■ **Tigela Média**
REF: T107T1153
Ø x H (cm) = 22 x 10



■ **Suporte de Junco para T107**
REF: RG3
Ø x H (cm) = 15 x 12



■ **Tigela Grande**
REF: T104T1153F
Ø x H (cm) = 30 x 13



■ **Tigela Grande**
REF: T104T1153
Ø x H (cm) = 30 x 13



■ **Suporte de Junco para T104**
REF: RG4
Ø x H (cm) = 31 x 16



■ **Travessa sem Alça Feijoadada Pequena**
REF: TO149T1153
C x L x H (cm) = 27 x 18 x 5



■ **Suporte de Junco para TO149**
REF: RG1
C x L x H (cm) = 30 x 23 x 8,5



■ **Travessa sem Alça Feijoadada Grande**
REF: TO148T1153
C x L x H (cm) = 34 x 23 x 5



■ **Suporte de Junco Para TO148**
REF: RG2
C x L x H (cm) = 37 x 27 x 7,5



■ **Terrina Redonda**
REF: T22T1153
Ø x H (cm) = 21 x 16



■ **Travessa Retangular Ana**
REF: TO123T1153
C x L x H (cm) = 12 x 25 x 2



■ **Farinheira**
REF: PU77T1153
Ø x H (cm) = 16 x 10



■ **Molheira Grande**
REF: PU138T1153
C x L x H (cm) = 21 x 8 x 11



■ **Galheta Grande para Azeite**
REF: PU135T1153
Ø x H (cm) = 9 x 23



■ **Galheteiro Ana**
REF: PU259T1153
C x L x H (cm) = 15 x 7 x 7



■ **Galinha Compoteira Média**
REF: AA57T1153
C x L x H (cm) = 22 x 16 x 16



■ **Galinha Compoteira Pequena**
REF: AA16T1153
C x L x H (cm) = 13 x 11 x 11



■ **Centro de Mesa Galinha**
REF: T10T1153
C x L x H (cm) = 38 x 19 x 20



■ **Prato Decorativo**
REF: PL02T1153
Ø x H (cm) = 37 x 4



■ **Panela Decorativa Grande**
REF: PU05T1153
Ø x H (cm) = 20 x 13



■ **Panela Decorativa Média**
REF: PU06T1153
Ø x H (cm) = 14 x 10



■ **Panela Decorativa Pequena**
REF: PU07T1153
Ø x H (cm) = 12 x 6



■ **Porta Ovo Quente**
REF: PU73T1153
C x L x H (cm) = 6,5 x 5 x 6




■ **Caneca**
REF: PU142T1153
Ø x H (cm) = 10 x 10



■ **Jarra Alta**
REF: JA15T1153
Ø x H (cm) = 14 x 21



■ **Cachepot Azeitona**
REF: CP100T1153
Ø x H (cm) = 26 x 23



■ **Castiçal Azeitona Relevô**
REF: CA74T14
Ø x H (cm) = 11 x 9

COLEÇÃO
Rancho



■ **Galo Grande**
REF: AA43T1153
C x L x H (cm) = 28 x 13 x 30



■ **Galinha Extra**
REF: AA42T1153
C x L x H (cm) = 24 x 13 x 27



■ **Galo Médio LS**
REF: AA39T1153
C x L x H (cm) = 11 x 6 x 18



■ **Galinha LS**
REF: AA40T1153
C x L x H (cm) = 9 x 3 x 15



COLEÇÃO

Café de L'Amour



■ Prato de Sobremesa
REF: PJ13T1181
Ø x H (cm) = 20 x 3



■ Bowl Croissant
REF: TI161T1181
C x L x H (cm) = 19 x 16 x 7



■ Travessa Hotel Croissant
REF: TO162T1181
C x L x H (cm) = 27 x 18 x 6



■ Travessa Retangular Croissant
REF: TO163T1181
C x L x H (cm) = 25 x 13 x 4



■ Prato de Bolo Rendado
REF: PU360T1181
Ø x H (cm) = 26,5 x 11,5



■ Prato de Bolo Grande S/ Pé
REF: PJ58T1181
Ø x H (cm) = 33 x 2



■ Tampa Bolo de Junco Croissant
Gd.
REF: RG8
Ø x H (cm) = 30 x 20



■ Mini Porta-bolo com Pé Rendado
REF: PU359T1181
Ø x H (cm) = 17 x 6,5



■ Xícara de Chá
REF: PU59T1181
Ø x H (cm) = 15,5 x 10,5



■ **Bule Croissant**
REF: PU528T1181
C x L x H (cm) = 24 x 14 x 17



■ **Cremeira Bloomi**
REF: PU249T1181
C x L x H (cm) = 13 x 8 x 10



■ **Quejeira Croissant**
REF: PU531T1181
Ø x H (cm) = 20 x 18



■ **Manteigueira Croissant**
REF: PU530T1181
Ø x H (cm) = 15 x 10



■ **Açucareiro Croissant**
REF: PU529T1181
Ø x H (cm) = 9 x 13



■ **Porta-geléia Croissant**
REF: PU527T1181
C x L x H (cm) = 16 x 9 x 9



■ **Fruteira Oval com Pé Croissant**
REF: F77T1181
C x L x H (cm) = 33 x 23 x 16



■ **Pão de Forma**
REF: PU532T1181
C x L x H (cm) = 15.5 x 15 x 1,5



■ **Pão de Forma**
REF: PU532T1188
C x L x H (cm) = 15.5 x 15 x 1,5



■ Tampa Bolo de Junco Croissant
Pq.
REF: RG7
Ø x H (cm) = 24 x 17



■ Porta-ovo Quente
REF: PU526T1180
C x L x H (cm) = 16 x 13 x 3



■ Prato Ovo Frito
REF: PJ155T1180
Ø x H (cm) = 20 x 1,5



■ Bandeja Oval
REF: PU533T1181
C x L x H (cm) = 34 x 25 x 2



■ Croissant
REF: DI170T1181
C x L x H (cm) = 10 x 5 x 4



■ Placa Oval
REF: DI38T1181
C x L x H (cm) = 35 x 2 x 25



■ Placa Oval
REF: DI38T1188
C x L x H (cm) = 35 x 2 x 25



■ Placa
REF: DI18T1181
C x L x H (cm) = 24,5 x 2 x 17



■ Plaquinha de Mesa
REF: DI136T1188
C x L x H (cm) = 10 x 5 x 15,5




■ **Plaquinha de Mesa**
REF: DI136T1181
C x L x H (cm) = 10 x 5 x 15,5



■ **Azulejo Numérico nº 1**
REF: DI37-1T1188
C x L x H (cm) = 14 x 7 x 1,5



■ **Azulejo Numérico nº 2**
REF: DI37-2T1188
C x L x H (cm) = 14 x 7 x 1,5



■ **Azulejo Numérico nº 4**
REF: DI37-4T1188
Azulejo Numérico nº 6



■ **Azulejo Numérico nº 5**
REF: DI37-5T1188



■ **Azulejo Numérico nº 6**
REF: DI37-6T1188



COLEÇÃO

Bonjour Bistro



■ Placa Oval

REF: DI38T1179

C x L x H (cm) = 35 x 2 x 25



■ Placa Oval

REF: DI38T1179

C x L x H (cm) = 35 x 2 x 25



■ Placa Oval

REF: DI38T1179

C x L x H (cm) = 35 x 2 x 25



■ Placa

REF: DI18T1179

C x L x H (cm) = 24,5 x 2 x 17



■ Placa

REF: DI18T1179

C x L x H (cm) = 24,5 x 2 x 17



■ Placa

REF: DI85T1179

C x L x H (cm) = 17 x 1 x 23



■ Placa

REF: DI85T1179

C x L x H (cm) = 17 x 1 x 23



COLEÇÃO
Gourmet Itália Verde



■ **Prato de Jantar**
REF: PJ11T1259
Ø x H (cm) = 27 x 3




■ **Sousplat**
REF: PL05T1259
Ø x H (cm) = 30 x 2



■ **Garrafa Azeite Relevô**
REF: PU369T1259
Ø x H (cm) = 7 x 16



■ **Jarra Bolinha**
REF: JD93T1259
Ø x H (cm) = 9 x 14



■ **Saleiro Marrocos**
REF: PU382T1259
Ø x H (cm) = 7 x 10



■ **Pote Molho Pesto**
REF: PU534T1259
Ø x H (cm) = 9,5 x 11



■ **Porta-queijo ralado**
REF: PU537T1259
C x L x H (cm) = 10,5 x 10 x 7,5



■ **Porta-guardanapo**
REF: PU43T1259
C x L x H (cm) = 7 x 3 x 3



■ **Suporte para Guardanapo Tomate**
REF: PU536T1259
C x L x H (cm) = 17 x 8 x 10

COLEÇÃO

Gourmet Itália Verde



■ **Porta-objetos Redondo**

REF: PU56T1259

Ø x H (cm) = 10 x 3



COLEÇÃO

Gourmet Itália Vermelho



■ **Prato de Jantar**
REF: PJ11T1260
Ø x H (cm) = 27 x 3



■ **Sousplat**
REF: PL05T1260
Ø x H (cm) = 30 x 2



■ **Travessa Itália**
REF: TO166T1260
C x L x H (cm) = 20 x 11,5 x 2



■ **Garrafa Azeite Relevo**
REF: PU369T1260
Ø x H (cm) = 7 x 16



■ **Jarra Bolinha**
REF: JD93T1260
Ø x H (cm) = 9 x 14



■ **Saleiro Marrocos**
REF: PU382T1260
Ø x H (cm) = 7 x 10



■ **Pote Molho Pesto**
REF: PU534T1260
Ø x H (cm) = 9,5 x 11



■ **Porta-queijo ralado**
REF: PU537T1260
C x L x H (cm) = 10,5 x 10 x 7,5



■ **Porta-guardanapo**
REF: PU43T1260
C x L x H (cm) = 7 x 3 x 3



■ **Suporte para Guardanapo Tomate**
REF: PU536T1260
C x L x H (cm) = 17 x 8 x 10



■ **Porta-objetos Redondo**
REF: PU56T1260
Ø x H (cm) = 10 x 3



■ COLEÇÃO

Tomato Relevo


Tomato Relevo



■ Apoio Ornamental Tomate

REF: PJ141T1257

Ø x H (cm) = 20 x 2,5



■ Bowl Tomate

REF: TI146T1257


C x L x H (cm) = 18,5 x 14 x 16



■ Terrina Abóbora

REF: T49T1257

Ø x H (cm) = 26 x 16,5



■ Terrina Tomate Pequena

REF: T62T1257

Ø x H (cm) = 15 x 11



■ Molheira Tomate

REF: PU538T1257


C x L x H (cm) = 18 x 10 x 9



■ Jarra Tomate

REF: JA41T1257

C x L x H (cm) = 18,5 x 14 x 16



■ Saleiro

REF: PU535T1257

Ø x H (cm) = 8 x 5



■ Cesto Topiaria

REF: DI179T1257

C x L x H (cm) = 26 x 20 x 21



■ Cachepot Tomate

REF: CP112T1257

Ø x H (cm) = 26 x 20



COLEÇÕES

Tomato Italiano Pasta & Cia



■ **Prato de Jantar**

REF: PJ11T1256

Ø x H (cm) = 27 x 3



■ **Prato de Massa**

REF: PJ109T1256

Ø x H (cm) = 27,5 x 6,5



■ **Suporte Raso Grande**

REF: TO23T1256

C x L x H (cm) = 22 x 19 x 2,5



■ **Escorredor**

REF: PU54T1256

Ø x H (cm) = 25 x 13



■ **Molheira Grande**

REF: PU138T1256

C x L x H (cm) = 21 x 8 x 11



■ **Galheta Grande para Azeite**

REF: PU135T1256

Ø x H (cm) = 9 x 23



■ **Garrafa de Azeite Azeitona**

REF: PU525T1256

Ø x H (cm) = 7 x 16



■ **Porta-queijo ralado**

REF: PU537T1256

C x L x H (cm) = 10,5 x 10 x 7,5



■ **Colher Salada**


REF: PU384T1256

C x L x H (cm) = 24 x 10 x 2


Tomato Italiano



■ **Garfo Salada**
REF: PU385T1256
C x L x H (cm) = 24 x 10 x 2



■ **Tábua Pequena**
REF: PU461T1256
C x L x H (cm) = 19 x 14 x 1



■ **Castiçal Azeitona Relevô**
REF: CA74T1256
Ø x H (cm) = 11 x 9

Pasta & Cia



■ **Prato de Massa**
REF: PJ109T1258
Ø x H (cm) = 27.5 x 6.5



■ **Tigela Redonda Média**
REF: T120T1258
Ø x H (cm) = 28 x 8



■ **Tigela Redonda Pequena**
REF: T1123T1258
Ø x H (cm) = 18 x 5



■ **Travessa Capri Média**
REF: TR02T1258
Ø x H (cm) = 35 x 8



PIZZA

COLEÇÕES

Pizzaiolo

Cantina Itália

COLEÇÃO
Pizzaiolo



■ **Prato de Jantar**
REF: PJ11T1262
Ø x H (cm) = 27 x 3



■ **Bowl Pequeno**
REF: TI05T1262
Ø x H (cm) = 12 x 5



■ **Tábua de Queijos**
REF: PJ67T1262
Ø x H (cm) = 34 x 3



■ **Fatia de Pizza**
REF: PU486T1262
C x L x H (cm) = 24,5 x 22,5 x 2

Cantina Itália



■ **Prato de Massa**
REF: PJ109T1264
Ø x H (cm) = 27,5 x 6,5



■ **Travessa Retangular Média**
REF: TO24T1264
C x L x H (cm) = 18,5 x 16 x 2



■ **Garrafa Azeite Relevô**
REF: PU369T1264
Ø x H (cm) = 7 x 16



COLEÇÕES

Caprese Relevo
Burrata Relevo
Salada Burrata

Caprese Relevo



■ **Tigela Redonda Tomate Relevo**
REF: TI147TI261
Ø x H (cm) = 25 x 7,5



■ **Travessa Tomate Relevo Média**
REF: TO140TI261
C x L x H (cm) = 28,5 x 18 x 9

Burrata Relevo



■ **Travessa Tomate Relevo Grande**
REF: TO139TI252
C x L x H (cm) = 31,5 x 20,5 x 4,5



■ **Travessa Tomate Relevo Pequena**
REF: TO141TI252
C x L x H (cm) = 19,5 x 8 x 2

Salada Burrata



■ **Prato de Jantar**
REF: PJ11TI263
Ø x H (cm) = 27 x 3



■ **Prato de Sobremesa**
REF: PJ13TI263
Ø x H (cm) = 20 x 3



■ **Prato de Frios Pequeno**
REF: PF08TI263
Ø x H (cm) = 25 x 45



COLEÇÃO
Parreira



■ **Prato de Jantar Relevo**
REF: PJ135T1246
Ø x H (cm) = 29 x 2,5



■ **Prato de Sobremesa Relevo**
REF: PJ136T1246
Ø x H (cm) = 21,5 x 2



■ **Sousplat Relevo Uva**
REF: PL31T1246
Ø x H (cm) = 31 x 3,5



■ **Sousplat Relevo Uva**
REF: PL31T1031
Ø x H (cm) = 31 x 3,5



■ **Bowl**
REF: TI02T1246
Ø x H (cm) = 15 x 7,5



■ **Bowl Uva**
REF: TI163T1246
C x L x H (cm) = 17 x 10 x 5



■ **Centro de Mesa Oval - sem travessa**
REF: T01T1246
C x L x H (cm) = 39 x 24 x 26



■ **Terrina Século XVIII**
REF: T08T1246
C x L x H (cm) = 22 x 16 x 11



■ **Apoio Oval Ornamental Médio**
REF: T013T1246
C x L x H (cm) = 44 x 34 x 7



■ **Travessa Redonda com Alça**
REF: TR03T1246
Ø x H (cm) = 40 x 5




■ **Travessa Capri Média**
REF: TR02T1246
Ø x H (cm) = 35 x 8



■ **Prato Bolo Relevado Uva**
REF: PU540T1246
Ø x H (cm) = 31 x 11



■ **Jarra Uva Relevado**
REF: JA45T1246
C x L x H (cm) = 22 x 13 x 21



■ **Caneca Relevado Uva**
REF: PU03T1246
C x L x H (cm) = 10 x 7,5 x 8



■ **Cachepot Português com Pé Uva**
REF: CP104T1246
Ø x H (cm) = 40 x 13



■ **Cachepot Relevado Uva**
REF: CP102T1246
Ø x H (cm) = 29 x 23



■ **Cachepot Italiano**
REF: CP103T1246
Ø x H (cm) = 29 x 23



■ **Jarra Alcobaça com Alça**
REF: JD128T1246
Ø x H (cm) = 28 x 39



■ **Jarra Maissen com Alça**
REF: JD129T1246
Ø x H (cm) = 30 x 33




■ **Bolsinha Uva Relevo**
REF: DI181T1246
C x L x H (cm) = 26 x 13 x 25



■ **Cesto com Uva**
REF: DI182T1246
C x L x H (cm) = 30 x 20 x 29



■ **Cesto com alça**
REF: DI183T1031
C x L x H (cm) = 30 x 18 x 29




■ **Frutas Tropicais Grande**
REF: DI22T1031
C x L x H (cm) = 30 x 14 x 13



COLEÇÃO
Florart



■ **Prato de Jantar**
REF: PJ11T1248
Ø x H (cm) = 27 x 3



■ **Prato de Sobremesa**
REF: PJ13T1248
Ø x H (cm) = 20 x 3



■ **Sousplat**
REF: PL05T1248
Ø x H (cm) = 30 x 2



■ **Prato de Jantar**
REF: PJ11T1245
Ø x H (cm) = 27 x 3



■ **Prato de Jantar**
REF: PJ11T1249
Ø x H (cm) = 27 x 3



■ **Prato de Sobremesa**
REF: PJ13T1250
Ø x H (cm) = 20 x 3



■ **Sousplat**
REF: PL05T1254
Ø x H (cm) = 30 x 2



■ **Bowl**
REF: T102T1248
Ø x H (cm) = 15 x 7,5



■ **Tigela Redonda Baixa Pequena**
REF: T118T1248A
Ø x H (cm) = 16 x 4,5



■ **Tigela Redonda Baixa Pequena**
REF: T118T1248B
Ø x H (cm) = 16 x 4,5



■ **Petisqueira Romântica**
REF: PU414T1249
Ø x H (cm) = 28 x 6



■ **Prato Fundo**
REF: PL04T1248
Ø x H (cm) = 33,5 x 4



■ **Travessa Oval Grande Rasa**
REF: TO01T1248
C x L x H (cm) = 38 x 27 x 4



■ **Travessa Oval Média Rasa**
REF: TO02T1248
C x L x H (cm) = 32 x 23 x 4



■ **Travessa Santa Catarina Média**
REF: TO03T1248
C x L x H (cm) = 29 x 22 x 4



■ **Centro de Mesa Oval - sem travessa**
REF: T01T1249
C x L x H (cm) = 39 x 24 x 26



■ **Apoio Oval Ornamental Médio**
REF: TO13T1249
C x L x H (cm) = 44 x 34 x 7



■ **Galheta Grande para Azeite**
REF: PU135T1249
Ø x H (cm) = 9 x 23



■ **Molheira Grande**
REF: PU138T1249
C x L x H (cm) = 21 x 8 x 11



■ **Fruteira Vista Alegre Grande**
REF: F09T1248
Ø x H (cm) = 24 x 22,5



■ **Fruteira Oval**
REF: F11T1248
C x L x H (cm) = 31 x 22 x 11,5



■ **Ânfora Bia**
REF: JA19T1249
C x L x H (cm) = 16 x 22 x 26



■ **Xícara de Chá**
REF: PU59T1245
Ø x H (cm) = 15,5 x 10,5




■ **Caneca Grande**
REF: PU55T1245
Ø x H (cm) = 7,5 x 19



■ **Açucareiro**
REF: PU347T1249
Ø x H (cm) = 8,5 x 11



■ **Queijeira**
REF: PU87T1249
Ø x H (cm) = 20 x 17



■ **Manteigueira**
REF: PU345T1249
Ø x H (cm) = 14,5 x 8



■ **Travessa Rasa Pequena**
REF: PU94T1248
C x L x H (cm) = 11 x 7,5 x 4,2



■ **Porta-guardanapo**
REF: PU43T1245
C x L x H (cm) = 7 x 3 x 3



■ **Castiçal Grande**
REF: CA02T1254
Ø x H (cm) = 12 x 23



■ **Castiçal Médio**
REF: CA03T1254
Ø x H (cm) = 11 x 16,5



■ **Jarro Decorativo**
REF: JD35T1249
Ø x H (cm) = 9 x 17



■ **Pote Romano**
REF: PT15T1254
Ø x H (cm) = 21 x 48



■ **Pote Alto**
REF: PT16T1254
Ø x H (cm) = 16 x 38



■ **Jarra Decorativa Alcobaça**
REF: JD04T1254
Ø x H (cm) = 23 x 38




■ **Jarra Decorativa Maissen**
REF: JD05T1254
Ø x H (cm) = 25 x 32



■ **Vaso Pequeno com Prato**
REF: VJ11T1250
Ø x H (cm) = 13 x 13



■ **Vaso Médio com Prato**
REF: VJ10T1250
Ø x H (cm) = 16 x 16



■ **Cacatua**
REF: AA33T1254
C x L x H (cm) = 15 x 11 x 35



■ **Cacatua Grande Fêmea**
REF: AA25T1254
C x L x H (cm) = 20 x 14 x 27,5



■ **Cacatua Grande Macho**
REF: AA24T1254
C x L x H (cm) = 17 x 18 x 29



■ **Pássaro Grande A**
REF: AA49AT1254
C x L x H (cm) = 16 x 8 x 21



■ **Pássaro Grande B**
REF: AA49BT1254
C x L x H (cm) = 16 x 8 x 21



■ **Papagaio Grande Lado A**
REF: AA48AT1254
C x L x H (cm) = 13 x 8 x 19



■ **Papagaio Grande Lado B**
REF: AA48BT1254
C x L x H (cm) = 13 x 8 x 19



■ **Pinha América Grande**
REF: PC06T1254
Ø x H (cm) = 17 x 30



■ **Pinha América Média**
REF: PC07T1254
Ø x H (cm) = 10 x 22



■ **Pinha Americana Pequena**
REF: PC08T1254
Ø x H (cm) = 7 x 18



COLEÇÃO


Amalfi com Limão



■ **Jarra Bolinha com Limão**
REF: JD123T1239
Ø x H (cm) = 8,5 x 8,5



■ **Copinho com Limão**
REF: PU514T1239
Ø x H (cm) = 10 x 8,5



■ **Adorno Parede limão**
REF: DI127T1239
Ø x H (cm) = 19 x 5,5



■ **Cesto Limão Frente**
REF: DI124T1239
C x L x H (cm) = 20 x 18 x 10



■ **Bolsinha limão relevo**
REF: DI125T1239
C x L x H (cm) = 27 x 14 x 26



COLEÇÃO
Amalfi



■ **Pote Redondo Novo Médio**
REF: PT81T1238
Ø x H (cm) = 12 x 16



■ **Pote Redondo Novo Pequeno**
REF: PT82T1238
Ø x H (cm) = 12 x 11



■ **Vaso Ana Luiza Pequeno**
REF: VJ188T1238
Ø x H (cm) = 16,5 x 21



■ **Cachepot**
REF: CP82T1238
Ø x H (cm) = 15 x 12,5



■ **Jarra Sinuosa Longa**
REF: JD107T1238
Ø x H (cm) = 11 x 14,5



■ **Jarra Sinuosa Curta**
REF: JD106T1238
Ø x H (cm) = 13 x 12



COLEÇÃO
Peixe Listras



■ **Prato de Jantar**
REF: PJ11T1242
Ø x H (cm) = 27 x 3



■ **Prato de Sobremesa**
REF: PJ13T1242
Ø x H (cm) = 20 x 3



■ **Sousplat**
REF: PL05T1242
Ø x H (cm) = 30 x 2



■ **Tigela Tanola**
REF: TI17T1242
Ø x H (cm) = 16 x 5



■ **Prato de Massa**
REF: PJ109T1242
Ø x H (cm) = 27.5 x 6.5



■ **Terrina Redonda**
REF: T22T1242
Ø x H (cm) = 21 x 16



■ **Prato Decorativo**
REF: PL02T1242
Ø x H (cm) = 37 x 4



■ **Travessa sem Alça Feijoad Grande**
REF: TO148T1242
C x L x H (cm) = 34 x 23 x 5



■ **Suporte de junco para TO148**
REF: IL05T1242
C x L x H (cm) = 37 x 27 x 6



■ **Travessa sem Alça Feijoadada Pequena**
REF: TO149T1242
C x L x H (cm) = 27 x 18 x 5



■ **Suporte de junco para TO149**
REF: IL04T1242
C x L x H (cm) = 28 x 21 x 5,5



■ **Bacia Americana com Junco**
REF: TI141T1242
C x L x H (cm) = 34 x 27 x 17



■ **Tigela Funda Media com Junco**
REF: TI143T1242
C x L x H (cm) = 19 x 12,5 x 15



■ **Lata Sardinha**
REF: PU539T1242
C x L x H (cm) = 12 x 8 x 6



COLEÇÃO

Coqueiro Listras



■ **Prato de Jantar**
REF: PJ11T1243
Ø x H (cm) = 27 x 3



■ **Prato de Sobremesa**
REF: PJ13T1243
Ø x H (cm) = 20 x 3



■ **Sousplat**
REF: PL05T1243
Ø x H (cm) = 30 x 2



■ **Tigela Tanola**
REF: TI17T1243
Ø x H (cm) = 16 x 5



■ **Prato de Massa**
REF: PJ109T1243
Ø x H (cm) = 27.5 x 6.5



■ **Prato Decorativo**
REF: PL06T1243
Ø x H (cm) = 43 x 5



■ **Travessa Redonda Grande com Junco**
REF: TR09T1243
Ø x H (cm) = 40 x 4



■ **Molheira Grande**
REF: PU138T1243
C x L x H (cm) = 21 x 8 x 11



■ **Galheta Grande para Azeite**
REF: PU135T1243
Ø x H (cm) = 9 x 23



■ **Jarra Alta**

REF: JA15T1243

Ø x H (cm) = 14 x 21



■ **Mug Ornamental Grande**

REF: PU54T1243

Ø x H (cm) = 7 x 6



■ **Jarra Decorativa Alcobaça**

REF: JD04T1243

Ø x H (cm) = 23 x 38



COLEÇÃO


Listra Azul



■ **Bowl Peixe Grande**
REF: AP19T1244
C x L x H (cm) = 21 x 14,5 x 6



■ **Bowl Peixe Médio**
REF: AP21T1244
C x L x H (cm) = 24 x 11,5 x 5



■ **Bowl Peixe Pequeno**
REF: AP20T1244
C x L x H (cm) = 13 x 9 x 4



■ **Apoio Ornamental Raso Peixe**
REF: AP22T1244
C x L x H (cm) = 24 x 12 x 1,5



■ **Suporte Raso Grande**
REF: TO23T1244
C x L x H (cm) = 22 x 19 x 2,5



■ **Travessa Retangular Média**
REF: TO24T1244
C x L x H (cm) = 18,5 x 16 x 2



■ **Garrafa Azeite Relevô**
REF: PU369T1244
Ø x H (cm) = 7 x 16



■ **Jarra Bolinha**
REF: JD93T1244
Ø x H (cm) = 9 x 14



■ **Jarra Garrafa Grande Frisada**
REF: JD59T1244
Ø x H (cm) = 12 x 32



■ Jarra Garrafa Pequena Frisada

REF: JD60T1244

Ø x H (cm) = 10 x 27



■ Vaso Frizado Grande

REF: VJ196T1244

Ø x H (cm) = 18 x 28



■ Vaso Frizado Médio

REF: VJ197T1244

Ø x H (cm) = 14 x 21



■ Cachepot Português Frisado

REF: CP51T1244

Ø x H (cm) = 42 x 15



■ Cachepot Itaipava Médio Frisado

REF: CP57T1244

Ø x H (cm) = 29 x 22



■ Abajur Médio

REF: AJ25T1244

Ø x H (cm) = 24 x 41

Cúpula em tecido

REF: CL4565



COLEÇÃO

Friso Azul

COLEÇÃO
Friso Azul



■ **Petisqueira Abacaxi**
REF: PU324AT1255
C x L x H (cm) = 19 x 10 x 4



■ **Petisqueira Abacaxi Pequena**
REF: PU408T1255
C x L x H (cm) = 18 x 11,5 x 2



■ **Jarra Abacaxi**
REF: JA33T1255
Ø x H (cm) = 13 x 18



■ **Compoteira Abacaxi**
REF: PU405T1255
Ø x H (cm) = 12 x 22



■ **Cachepot Orgânico Alto**
REF: CP107T1255



■ **Cachepot Orgânico Baixo**
REF: CP108T1255



■ **Difusor Abacaxi**
REF: DI107T1255
Ø x H (cm) = 7,5 x 12,5



■ **Castiçal Médio**
REF: CA58T1255
Ø x H (cm) = 16 x 21



■ **Castiçal Pequeno**
REF: CA59T1255
Ø x H (cm) = 15 x 11

COLEÇÃO

Friso Azul



■ **Abacaxi Decorativo**

REF: PU66T1255

C x L x H (cm) = 12 x 11 x 40

SHOWROOM

ITAIPAVA

Estrada União e Indústria, 10588
Petrópolis - RJ
Telefone - (24) 2232-2500

FÁBRICA

ITAIPAVA

Rua Sebastião Candido Pereira 657 -
Vila Constância
Petrópolis - RJ

SITE

www.ceramicaluizsalvador.com.br

CRÉDITOS

COORDENAÇÃO

Paula Accioly

REVISÃO

Priscila Mello

PROJETO GRÁFICO

[Amplamente](#)

FOTOS PRODUTOS

Caio Caldas

FOTOS AMBIENTES

Carla Azevedo

FOTOS FÁBRICA

Giselle Flissak

VENDAS

Carla - (24) 98100-4701
Daiani - (24) 98864-6722
Luciana - (24) 98866-2647
Rafaela - (24) 98869-7169
Priscila - (24) 99215-6201



COPYRIGHT 2024 - Cerâmica Luiz Salvador
A Cerâmica Luiz Salvador reserva-se o direito de
adicionar, excluir ou alterar informações e preços
constantemente neste catálogo sem aviso prévio.



DESTAQUE:
Fazenda Galinha



Algarve

19



Amalfitana

45



Colmeia

27



Costa Azul

77



Degrade

12



Esmalte Verde

39



Fazenda Galinha

5



Feijoada

63



Fiore

66



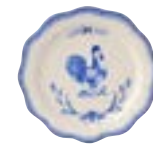
Fresh Garden

68



Frisadas

91



Galinha Azul

30



Hot Dog

25



Listras

86




Madalena

53



Mar

15



Milho

43



Pinhas

72



Pontal

10



Provence

37



Salinas Azul

81



Salinas Coral

84



Sicilia

48



St. Tropez

92



Tomate
Fresco

22



Toscano

58



Treliza
Limão

34

TRADIÇÃO E SOFISTICAÇÃO EM CERÂMICAS

Buscando a melhoria constante de seus produtos, mas sem perder a delicadeza da produção manual e artística, a Cerâmica Luiz Salvador por mais de 60 anos formou um talentoso grupo de artistas, treinados para produzir o típico “estilo” Luiz Salvador, em peças utilitárias e decorativas. Novos designs são incorporados e várias tendências de renomadas escolas ceramistas são assimiladas, criando uma profusão de cores e estilos que resultam em peças únicas.

No tableware, a Cerâmica Luiz Salvador se destaca transformando desde a louça do dia-a-dia até as peças personalizadas para ocasiões especiais em produtos singulares.



Tendo mais de 90 colaboradores na companhia, com destaque para o time de 30 talentosos artistas pintores, a fábrica está instalada em uma planta de 3.000m² dentro de uma área verde de 6.500m² na charmosa região de Itaipava – RJ. Lá são produzidos mensalmente mais de 30 mil peças de 1.500 modelos diferentes em mais de 40 padronagens.



A Cerâmica Luiz Salvador tem seu showroom no polo turístico e gastronômico de Itaipava, e é parada obrigatória para quem visita a região. Além disso, seus produtos encontram-se em lojas especializadas em decoração, louças e presentes nas principais capitais brasileiras e no exterior.



COLEÇÃO FAZENDA GALINHA





■ Prato de Jantar

REF: PJ11T991

Ø x H (cm) = 27 x 3



■ Prato de Sobremesa

REF: PJ13T991

Ø x H (cm) = 20 x 3



■ Sousplat

REF: PL05T998

Ø x H (cm) = 30 x 2



■ Prato de Massa

REF: PJ109T991

Ø x H (cm) = 27 x 6



■ Bowl

REF: TI02T991

Ø x H (cm) = 15 x 7,5



■ Tigela Grande

REF: TI04T991

Ø x H (cm) = 30 x 13



■ Tigela Média

REF: TI07T991

Ø x H (cm) = 22 x 10



■ Travessa Capri Média

REF: TR02T991

Ø x H (cm) = 33 x 7



■ Travessa com Alça Grande

REF: TO37T991

C x L x H (cm) = 37 x 23 x 5

COLEÇÃO
FAZENDA GALINHA



■ Travessa com Alça Pequena

REF: TO38T991

C x L x H (cm) = 30 x 18 x 5



■ Suporte Raso Grande

REF: TO23T991

C x L x H (cm) = 22 x 19 x 2,5



■ Travessa Retangular Média

REF: TO24T991

C x L x H (cm) = 18,5 x 16 x 2



■ Prato de Frios Grande

REF: PF04T991

Ø x H (cm) = 34 x 4



■ Prato de Frios Pequeno

REF: PF08T991

Ø x H (cm) = 23 x 3



■ Terrina Redonda

REF: T22T991

C x L x H (cm) = 26,5 x 21 x 15,5



■ Centro de Mesa Galinha

REF: T10T991

C x L x H (cm) = 38 x 19 x 20



■ Jarra Alta

REF: JA15T991

Ø x H (cm) = 14 x 21



■ Mug

REF: PU54T991

Ø x H (cm) = 7 x 6

COLEÇÃO
FAZENDA GALINHA



■ **Caneca**

REF: PU142T991
Ø x H (cm) = 10 x 10



■ **Galheta Grande**

REF: PU135T991
Ø x H (cm) = 10 x 22



■ **Galheteiro Ana**

REF: PU259T991
C x L x H (cm) = 15 x 7 x 7



■ **Vinagrete Grande**

REF: PU138T991
C x L x H (cm) = 21 x 8 x 11



■ **Panela Decorativa Grande**

REF: PU05T991
Ø x H (cm) = 20 x 13



■ **Panela Decorativa Média**

REF: PU06T991
Ø x H (cm) = 14 x 10



■ **Galinha Compoteira Média**

REF: AA57T991
C x L x H (cm) = 22 x 16 x 16



■ **Galinha Compoteira Pequena**

REF: AA16T991
C x L x H (cm) = 13 X 11 X 11



■ **Pintinho Porta Ovo**

REF: PU132T991
C x L x H (cm) = 9 X 6 X 6

COLEÇÃO
FAZENDA GALINHA



■ Porta Ovo Quente

REF: PU73T991

C x L x H (cm) = 6,5 X 5 X 6



■ Galinha Extra

REF: AA42T991

C x L x H (cm) = 24 x 13 x 27



■ Galo Grande

REF: AA43T991

C x L x H (cm) = 28 x 13 x 30



■ Galo Médio LS

REF: AA39T991

C x L x H (cm) = 11 x 6 x 18



■ Galinha LS

REF: AA40T991

C x L x H (cm) = 9 X 3 X 15



■ Legume Milho

REF: DI23MT991

C x L x H (cm) = 25 x 11 x 11



COLEÇÕES PONTAL





■ **Prato de Jantar Peixe Relevô**

REF: PJ84T957
Ø x H (cm) = 28 x 2



■ **Prato de Sobremesa Peixe Relevô**

REF: PJ85T957
Ø x H (cm) = 22 x 1




■ **Tigela Peixe Relevô**

REF: TI93T957
Ø x H (cm) = 18 x 6



■ **Prato Fundo Grande Peixe Relevô**

REF: PL26T957
Ø x H (cm) = 44 x 4



■ **Prato Fundo Médio Peixe Relevô**

REF: PL28T957
Ø x H (cm) = 34 x 4



■ **Prato de Jantar Mar Relevô**

REF: PJ88T957
Ø x H (cm) = 29,5 x 2



■ **Prato de Sobremesa Mar Relevô**

REF: PJ89T957
Ø x H (cm) = 23,5 x 1,5



COLEÇÃO
DEGRADE





■ Peixe Redondo Grande

● REF: AP06T974
● REF: AP06T966
Ø x H (cm) = 27,5 x 2,5



■ Peixe Redondo Médio

● REF: AP07T974
● REF: AP07T966
Ø x H (cm) = 20,5 x 2



■ Peixe Médio

● REF: AP10T974
● REF: AP10T966
C x L x H (cm) = 45 x 23 x 7



■ Peixe Novo

● REF: AP15T974
● REF: AP15T966
C x L x H (cm) = 36 X 22 X 2



■ Peixe Pequeno

● REF: AP08T974
● REF: AP08T966
C x L x H (cm) = 15 x 13 x 2



■ Peixe Fundo

● REF: AP14T974
● REF: AP14T966
C x L x H (cm) = 17 x 10 x 4



■ Estrela Média

● REF: AP16T974
● REF: AP16T966
Ø x H (cm) = 15 X 4



■ Estrela Pequena

● REF: AP17T974
● REF: AP17T966
Ø x H (cm) = 11 X 3



■ Conchinha

● REF: AP18T974
● REF: AP18T966
Ø x H (cm) = 15 X 4

COLEÇÃO
DEGRADE



■ **Peixe**

● REF: T23T974

● REF: T23T966

C x L x H (cm) = 30 x 24 x 14



■ **Descanso Peixe**

● REF: PU386T974

● REF: PU386T966

C x L x H (cm) = 28 x 15 x 1,5



■ **Siri Grande**

● REF: PU08T974

● REF: PU08T966

C x L x H (cm) = 23 X 21 X 9



COLEÇÃO
MAR





Peixe Médio

- REF: AP10T525
- REF: AP10B33
- REF: AP10T157
- REF: AP10T441
- REF: AP10T489

C x L x H (cm) = 23 x 45 x 7



Peixe Fundo

- REF: AP14T525
- REF: AP14B33
- REF: AP14T157
- REF: AP14T441
- REF: AP14T489

C x L x H (cm) = 17 x 10 x 4



Peixe Novo

- REF: AP15T525
- REF: AP15B33
- REF: AP15T157
- REF: AP15T441
- REF: AP15T489

C x L x H (cm) = 36 x 22 x 2



Estrela Média

- REF: AP16T525
- REF: AP16B33
- REF: AP16T157
- REF: AP16T441
- REF: AP16T489

C x L x H (cm) = 15 x 15 x 4



Estrela Pequena

- REF: AP17T525
- REF: AP17B33
- REF: AP17T157
- REF: AP17T441
- REF: AP17T489

C x L x H (cm) = 11 x 11 x 3



Conchinha

- REF: AP18T525
- REF: AP18B33
- REF: AP18T157
- REF: AP18T441
- REF: AP18T489

Ø x H (cm) = 15 x 4



Bowl Peixe grande

- REF: AP19T525
- REF: AP19B33
- REF: AP19T157
- REF: AP19T441
- REF: AP19T489

C x L x H (cm) = 21 x 14 x 6



Bowl Peixe Pequeno

- REF: AP20T525
- REF: AP20B33
- REF: AP20T157
- REF: AP20T441
- REF: AP20T489

C x L x H (cm) = 13 x 9 x 4



Estrela do Mar

- REF: DI91T525
- REF: DI91B33
- REF: DI91T157
- REF: DI91T441
- REF: DI91T489

C x L x H (cm) = 20 x 20 x 4



Concha

- REF: DI92T525
- REF: DI92B33
- REF: DI92T157
- REF: DI92T441
- REF: DI92T489

C x L x H (cm) = 11 x 15 x 6



Caramujo

- REF: DI93T525
- REF: DI93B33
- REF: DI93T157
- REF: DI93T441
- REF: DI93T489

C x L x H (cm) = 10 x 22 x 5



- REF: PU09T525
- REF: PU09B33
- REF: PU09T157
- REF: PU09T441
- REF: PU09T489

C x L x H (cm) = 10 x 9 x 4



Siri Grande

- REF: PU08T525
- REF: PU08B33
- REF: PU08T157
- REF: PU08T441
- REF: PU08T489

C x L x H (cm) = 23 X 21 X 9



Siri Pequeno Casquinha

- REF: PU10T525
- REF: PU10B33
- REF: PU10T157
- REF: PU10T441
- REF: PU10T489

C x L x H (cm) = 5 x 13 x 3



- REF: PU348T525
- REF: PU348B33
- REF: PU348T157
- REF: PU348T441
- REF: PU348T489

C x L x H (cm) = 12 x 8 x 13,5



Saboneteira Peixe

- REF: PU349T525
- REF: PU349B33
- REF: PU349T157
- REF: PU349T441
- REF: PU349T489

C x L x H (cm) = 16 x 13 x 4



Mug Pitu

- REF: PU377T525
- REF: PU377TB33
- REF: PU377T157
- REF: PU377T441
- REF: PU377T489

Ø x H (cm) = 10 x 12



Barco Grande

- REF: PU378T525
- REF: PU378B33
- REF: PU378T157
- REF: PU378T441
- REF: PU378T489

C x L x H (cm) = 23 x 11 x 6



■ **Barco Pequeno**

- REF: PU379T525
 - REF: PU379B33
 - REF: PU379T157
 - REF: PU379T441
 - REF: PU379T489
- C x L x H (cm) = 19 x 9 x 5



-
- REF: PU386T525
 - REF: PU386B33
 - REF: PU386T157
 - REF: PU386T441
 - REF: PU386T489
- C x L x H (cm) = 29x 16 x 2



-
- REF: T23T525
 - REF: T23B33
 - REF: T23T157
 - REF: T23T441
 - REF: T23T489
- C x L x H (cm) = 24 x 30 x 12



■ **Travessa Lagosta**

- REF: TO125T525
 - REF: TO125B33
 - REF: TO125T157
 - REF: TO125T441
 - REF: TO125T489
- C x L x H (cm) = 22,5 x 15 x 2,3



COLEÇÃO
ALGARVE






■ **Prato de Jantar**

REF: PJ11T948

Ø x H (cm) = 27 x 3



■ **Prato de Sobremesa**

REF: PJ13T948

Ø x H (cm) = 20 x 3



■ **Bowl**

REF: TI02T948

Ø x H (cm) = 15 x 7,5



■ **Xícara de Chá**

REF: PU447T948

Ø x H (cm) = 8,5 x 7,5



■ **Xícara de Café**

REF: PU448T948

Ø x H (cm) = 6,5 x 5



■ **Travessa Capri Média**

REF: TR02T948

Ø x H (cm) = 33 x 7



■ **Apoio Oval Ornamental Médio**

REF: TO13T948

C x L x H (cm) = 44 x 34 x 7



■ **Travessa Oval Grande Rasa**

REF: TO01T948

C x L x H (cm) = 38 x 27 x 4



■ **Travessa Oval Média Rasa**

REF: TO02T948

C x L x H (cm) = 32 x 23 x 4



■ **Centro de Mesa Oval**

REF: T01T948

C x L x H (cm) = 40 x 26 x 27



■ **Terrina Com Travessa**

REF: T51T948

C x L x H (cm) = 28 x 21 x 17



COLEÇÃO
TOMATE FRESCO



COLEÇÃO
TOMATE FRESCO



■ **Tigela Redonda Tomate Relevo**

REF: TI147T14

Ø x H (cm) = 25 x 7,5



■ **Travessa Tomate Relevo Grande**

REF: TO139T14

C x L x H (cm) = 31,5 x 20,5 x 4,5



■ **Travessa Tomate Relevo Média**

REF: TO140T14

C x L x H (cm) = 28,5 x 18 x 9



■ **Travessa Tomate Relevo Pequena**

REF: TO141T14

C x L x H (cm) = 19,5 x 8 x 2



■ **Bowl Tomate**

REF: TI146T14

C x L x H (cm) = 18,5 x 14 x 16



■ **Apoio Ornamental Tomate**

REF: PJ141T14

Ø x H (cm) = 20 x 2,5



■ **Terrina Abóbora**

REF: T49T14

Ø x H (cm) = 26 x 16,5



■ **Jarra Tomate**

REF: JA41T14

C x L x H (cm) = 18,5 x 14 x 16



■ **Saleiro**

REF: PU346T14

Ø x H (cm) = 8 x 6

COLEÇÃO
TOMATE FRESCO



■ **Tomate**

REF: DI23TT14

Ø x H (cm) = 17,5 x 12





COLEÇÃO
HOT DOG



COLEÇÃO
HOT DOG



■ **Tigela de Massa Redonda Grande**

REF: T137T428
Ø x H (cm) = 30 x 7



■ **Tigela Grande**

REF: T104T428
Ø x H (cm) = 27 x 11.5



■ **Tigela Média**

REF: T107T428
Ø x H (cm) = 22 x 10



■ **Terrina Redonda**

REF: T22T428
C x L x H (cm) = 26.5 x 21 x 15.5



■ **Travessa Retangular Média**

REF: TO24T428
C x L (cm) = 18 x 15.5



■ **Travessa Retangular Pequena**

REF: TO25T428
C x L (cm) = 15.5 x 13



■ **Travessa Individual**

REF: TO27T428
C x L x H (cm) = 23 x 11 x 3



■ **Porta Guardanapo**

REF: PU69T428
C x L x H (cm) = 16 x 5 x 9



COLEÇÃO
COLMEIA





■ **Prato de Jantar**

REF: PJ11T887
Ø x H (cm) = 27 x 3



■ **Prato de Sobremesa**

REF: PJ13T887
Ø x H (cm) = 20 x 3



■ **Tigela Tanola**

REF: TI17T887
Ø x H (cm) = 16 x 5



■ **Bowl**

REF: TI02T887
Ø x H (cm) = 15 x 7,5



■ **Travessa Redonda Pequena**

REF: TO118T887
Ø x H (cm) = 13 x 3



■ **Xícara de Chá**

REF: PU447T887
Ø x H (cm) = 8,5 x 7,5



■ **Prato de Bolo Decorativo Rendado**

REF: PU360T887
Ø x H (cm) = 26,5 x 11,5



■ **Travessa com Alça**

REF: TO35T887
C x L x H (cm) = 25 x 17 x 3



■ **Pote de Mel**

REF: PU300T887
Ø x H (cm) = 9,5 x 10

COLEÇÃO
COLMEIA



■ **Moringa Decorativa**

REF: PU298T887

Ø x H (cm) = 11 x 17





COLEÇÃO GALINHA AZUL



COLEÇÃO
GALINHA AZUL



■ **Prato de Jantar Ondulado**

REF: PJ120T881
Ø x H (cm) = 27 x 2



■ **Prato de Sobremesa Ondulado**

REF: PJ121T881
Ø x H (cm) = 22 x 2



■ **Bowl Paris**

REF: TI51T881
Ø x H (cm) = 17 x 5



■ **Tigela Redonda Média**

REF: TI20T881
Ø x H (cm) = 28 x 7



■ **Tigela Redonda Pequena**

REF: TI123T881
Ø x H (cm) = 18 x 5



■ **Galheteiro Galinha**

REF: PU259T881
C x L x H (cm) = 15 x 7 x 9



■ **Galinha LS**

REF: AA40T881
C x L x H (cm) = 9 x 6 x 15



■ **Galo Médio LS**

REF: AA39T881
C x L x H (cm) = 11 x 6 x 18



■ **Galo Grande**

REF: AA43T881
C x L x H (cm) = 28 x 13 x 30

COLEÇÃO
GALINHA AZUL



■ **Panela Decorativa Grande**

REF: PU05T881
Ø x H (cm) = 20 x 13



■ **Panela Decorativa Média**

REF: PU06T881
Ø x H (cm) = 14 x 10




■ **Panela Decorativa Pequena**

REF: PU07T881
Ø x H (cm) = 12 x 6



■ **Galinha Compoteira Média**

REF: AA57T881
C x L x H (cm) = 22 x 16 x 16



■ **Galinha Compoteira Pequena**

REF: AA16T881
C x L x H (cm) = 13 x 10 x 9



■ **Pintinho Porta Ovo**

REF: PU132T881
C x L x H (cm) = 9 x 6 x 6



■ **Porta Ovo Quente**

REF: PU73T881
Ø x H (cm) = 5 x 6



■ **Caneca LS**

REF: PU142T881
Ø x H (cm) = 10 x 10



■ **Jarra**

REF: JA02T881
Ø x H (cm) = 13 x 16

COLEÇÃO
GALINHA AZUL



■ **Moringa**

REF: PU298T881
Ø x H (cm) = 11 x 17



■ **Centro de Mesa Galinha**

REF: T10T881
C x L x H (cm) = 38 x 19 x 20



■ **Galinha Extra**

REF: AA42T881
C x L x H (cm) = 24 x 13 x 27





COLEÇÃO
TRELIÇA LIMÃO



COLEÇÃO
TRELIÇA LIMÃO



■ **Prato de jantar Treliça**

REF: PJ118T789
Ø x H (cm) = 27 x 3



■ **Prato de Sobremesa Treliça**

REF: PJ119T789
Ø x H (cm) = 20 x 3



■ **Tigela Funda Bambú**

REF: TI129T789
Ø x H (cm) = 21 x 9
REF: TI128T789
Ø x H (cm) = 14 x 7,5



■ **Tigela Folha Nova Grande**

REF: TI126T789
C x L x H (cm) = 30 x 27 x 11



■ **Tigela Folha Nova Pequena**

REF: TI127T789
C x L x H (cm) = 20,5 x 19 x 6,5



■ **Prato de Bolo Grande**

REF: PU327T789
Ø x H (cm) = 30 x 11



■ **Prato de Bolo Pequeno**

REF: PU328T789
Ø x H (cm) = 25 x 11



■ **Terrina Oval Relevô**

REF: T59T789
C x L x H (cm) = 40 x 25 x 17



■ **Jarra de Água Bambú**

REF: JA36T789
C x L x H (cm) = 22 x 14 x 20,5

COLEÇÃO
TRELIÇA LIMÃO



■ **Fruteira Coluna Grande**

REF: F56LT789
Ø x H (cm) = 25 x 45



■ **Fruteira Coluna Média**

REF: F58LT789
Ø x H (cm) = 22 x 33



■ **Fruteira Coluna Pequena**

REF: F59LT789
Ø x H (cm) = 19 x 28



■ **Fruteira Média**

REF: F44T789
Ø x H (cm) = 20 x 20



■ **Fruteira Nova Baixa**

REF: F69T789
Ø x H (cm) = 25 x 14



■ **Fruteira Oval com Pé**

REF: F41T789
C x L x H (cm) = 34 x 24 x 12



■ **Cesto Limão Relevo**

REF: DI123T789
C x L x H (cm) = 26 x 21 x 20



■ **Travessa Folha com Limão**

REF: TO132T789
C x L x H (cm) = 48 x 26 x 5



COLEÇÃO
PROVENCE



COLEÇÃO
PROVENCE



■ **Prato de Jantar**

REF: PJ11T636
Ø x H (cm) = 27 x 3



■ **Prato de Sobremesa**

REF: PJ13T636
Ø x H (cm) = 20 x 3



■ **Bowl**

REF: T102T636
Ø x H (cm) = 15 x 7



■ **Xícara de Chá**

REF: PU59T636
Ø x H (cm) = 15,5 x 10,5



■ **Xícara de Café**

REF: PU60T636
Ø x H (cm) = 12,5 x 7



COLEÇÃO
ESMALTE VERDE



COLEÇÃO
ESMALTE VERDE



■ Prato de Jantar Folha

REF: PJ33T843
Ø x H (cm) = 23 x 2



■ Sousplat Folha Verde

REF: PL23T843
Ø x H (cm) = 32 x 3



■ Tigela Folha Grande

REF: TI14T843
Ø x H (cm) = 32 x 9



■ Tigela Folha Pequena

REF: TI15T843
Ø x H (cm) = 22 x 6



■ Folha Nova Grande

REF: TI112T843
C x L x H (cm) = 30 x 26 x 10



■ Folha Nova Pequena

REF: TI113T843
C x L x H (cm) = 22 x 18 x 4



■ Folha Mini Parreira

REF: PU273T843
Ø x H (cm) = 12 x 3



■ Xícara de Café Folha

REF: PU371T843
Ø x H (cm) = 19 x 28



■ Terrina Folha Grande

REF: T53T843
Ø x H (cm) = 26 x 17

COLEÇÃO
ESMALTE VERDE



■ Terrina Folha Pequena

REF: T54T843

Ø x H (cm) = 20 x 14



■ Galheteiro Folha

REF: PU363T843

C x L x H (cm) = 22 x 11 x 14



■ Petisqueira Folha Grande

REF: PF09T843

Ø x H (cm) = 33 x 7



■ Petisqueira Folha Pequena

REF: PF10T843

Ø x H (cm) = 12 x 3



■ Jarra Abacaxi

REF: JA33T843

Ø x H (cm) = 10 x 15



■ Jarra Cacuia

REF: JA37T843

Ø x H (cm) = 17 x 26,5



■ Castiçal Gaiola

REF: CA33T843

Ø x H (cm) = 10 x 14



■ Castiçal Vazado

REF: CA34T843

Ø x H (cm) = 9 x 8



■ Castiçal Coqueiro Grande

REF: CA57T843

Ø x H (cm) = 15 x 29

COLEÇÃO
ESMALTE VERDE



■ Castiçal Coqueiro Médio

REF: CA58T843
Ø x H (cm) = 15 x 19



■ Castiçal Coqueiro Pequeno

REF: CA59T843
Ø x H (cm) = 15 x 11



■ Papagaio Grande A

REF: AA48AT843
Ø x H (cm) = 11 x 20



■ Papagaio Grande B

REF: AA48BT843
Ø x H (cm) = 11 x 20



■ Pássaro Grande A

REF: AA49AT843
Ø x H (cm) = 17 x 22



■ Pássaro Grande B

REF: AA49BT843
Ø x H (cm) = 17 x 22



■ Pássaros Pequenos

REF: AA50T843
C x L x H (cm) = 14 x 10 x 10



■ Beija Flor

REF: AA41T843
Ø x H (cm) = 8 x 13



■ Suporte para Guardanapo Argola

REF: PU43T843
C x L x H (cm) = 7 x 3 x 3



COLEÇÃO MILHO





■ **Travessa Milho 1 div.**

REF: PU30T14

C x L x H (cm) = 18 x 8 x 3



■ **Travessa Milho 3 div.**

REF: PU29T14

C x L x H (cm) = 21 x 18 x 3



■ **Travessa Milho 6 div.**

REF: PU28T14

C x L x H (cm) = 38 x 18 x 3



■ **Copo Decorativo Milho**

REF: PU362T14

Ø x H (cm) = 9 x 9



■ **Jarra Decorativa Milho**

REF: JA34T14

Ø x H (cm) = 14 x 28



COLEÇÃO AMALFITANA



COLEÇÃO
AMALFITANA



■ **Prato de jantar**

REF: PJ11T434
Ø x H (cm) = 27 x 3



■ **Prato de Sobremesa**

REF: PJ13T434
Ø x H (cm) = 20 x 3



■ **Sousplat**

REF: PL05T434
Ø x H (cm) = 30 x 2



■ **Tigela Redonda Pequena**

REF: TI123T434
Ø x H (cm) = 18 x 5



■ **Bowl**

REF: TI02T434
Ø x H (cm) = 15 x 7



■ **Tigela Grande**

REF: TI04T434
Ø x H (cm) = 27 x 11,5



■ **Prato Decorativo**

REF: PL02T434
Ø x H (cm) = 37 x 4



■ **Travessa Capri Média**

REF: TR02T434
Ø x H (cm) = 33 x 7



■ **Tigela Redonda Média**

REF: TI20T434
Ø x H (cm) = 28 x 7

COLEÇÃO
AMALFITANA



■ **Xícara de Chá**

REF: PU59T434

Ø x H (cm) = 15,5 x 10,5



■ **Xícara de Café**

REF: PU60T434

Ø x H (cm) = 12,5 x 7



■ **Açucareiro**

REF: PU347T734

Ø x H (cm) = 8,5 x 11



■ **Jarra Alta Pequena**

REF: JA16T434

Ø x H (cm) = 12 x 17



■ **Pote Redondo Decorativo Grande**

REF: PT74T434

Ø x H (cm) = 26 x 33



■ **Garrafa Decorativa Média**

REF: JD13T434

Ø x H (cm) = 10 x 23



■ **Garrafa Decorativa Grande**

REF: JD12T434

Ø x H (cm) = 12 x 30



■ **Terrina Redonda**

REF: T22T434

C x L x H (cm) = 26,5 x 21 x 16




COLEÇÃO SICÍLIA





■ Prato de jantar

REF: PJ11T435
Ø x H (cm) = 27 x 3



■ Prato de Sobremesa

REF: PJ13T435
Ø x H (cm) = 20 x 3



■ Sousplat

REF: PL05T435
Ø x H (cm) = 30 x 2



■ Bowl

REF: TI02T435
Ø x H (cm) = 15 x 7,5



■ Tigela Média

REF: TI07T435
Ø x H (cm) = 22 x 10



■ Travessa Moderna Funda

REF: TO40T435
C x L x H (cm) = 29 x 29 x 10



■ Travessa Moderna

REF: TO39T435
C x L x H (cm) = 44 x 30 x 6



■ Terrina Oval com Prato

REF: T51T435
C x L x H (cm) = 28 x 21 x 17



■ Mantegueira

REF: PU345T453
Ø x H (cm) = 14,5 x 8



■ **Queijeira**

REF: PU87T435
Ø x H (cm) = 20 x 17



■ **Xícara de Chá**

REF: PU59T435
Ø x H (cm) = 15,5 x 10,5



■ **Xícara de Café**

REF: PU60T435
Ø x H (cm) = 12,5 x 7



■ **Açucareiro**

REF: PU347T435
Ø x H (cm) = 8,5 x 11



■ **Porta-objetos Redondo**

REF: PU56T435
Ø x H (cm) = 10 x 3



■ **Pote Farmácia Médio**

REF: PT22T435
Ø x H (cm) = 13 x 27



■ **Pote Farmácia Pequeno**

REF: PT23T435
Ø x H (cm) = 19 x 20



■ **Saboneteira Oval**

REF: PU72T435
C x L (cm) = 13 x 9



■ **Saboneteira Retangular**

REF: PU128T435
C x L x H (cm) = 12 x 9 x 3



■ Pote Banheiro Grande com Tampa

REF: PU125T435
Ø x H (cm) = 10 x 15



■ Pote Banheiro Médio com Tampa

REF: PU126T435
Ø x H (cm) = 10 x 12



■ Pote Banheiro Pequeno com Tampa

REF: PU127T435
Ø x H (cm) = 10 x 8



■ Prato Decorativo Grande

REF: PL06T435
Ø x H (cm) = 43 x 5



■ Bandeja Retangular

REF: TO35T435
C x L x H (cm) = 25 x 17 x 3



■ Fruteira com Pé Lisa

REF: F67T435
Ø x H (cm) = 25 x 12



■ Floreira Oval Grande

REF: DI68T435
C x L x H (cm) = 44 x 29 x 17



■ Pote Decorativo Grande

REF: PT10T435
Ø x H (cm) = 23 x 29



■ Pote Decorativo Pequeno

REF: PT11T435
Ø x H (cm) = 15 x 21



■ **Abajur Médio**

REF: AJ25T435

Ø x H (cm) = 25 x 34





COLEÇÃO MADALENA





■ **Prato de jantar**

REF: PJ11T34
Ø x H (cm) = 27 x 3



■ **Prato de Sobremesa**

REF: PJ13T34
Ø x H (cm) = 20 x 3



■ **Sousplat**

REF: PL05T34
Ø x H (cm) = 30 x 2



■ **Bowl**

REF: TI02T34
Ø x H (cm) = 15 x 7,5



■ **Apoio Oval Ornamental Médio**

REF: TO13T34
C x L x H (cm) = 43 x 34 x 7



■ **Travessa Redonda com Alça**

REF: TR03T34
Ø x H (cm) = 40 x 6



■ **Prato de Frios Grande**

REF: PFO4T34
Ø x H (cm) = 34 x 4



■ **Centro de Mesa Oval**

REF: TO1T34
C x L x H (cm) = 40 x 26 x 27



■ **Bule**

REF: PU115T34
Ø x H (cm) = 14 x 15




■ Açucareiro

REF: PU347T34
Ø x H (cm) = 8,5 x 11



■ Xícara de Chá

REF: PU59T34
Ø x H (cm) = 15,5 x 10,5



■ Xícara de Café

REF: PU60T34
Ø x H (cm) = 12,5 x 7



■ Pote Banheiro Grande com Tampa

REF: PU125T34
Ø x H (cm) = 10 x 15



■ Pote Banheiro Médio com Tampa

REF: PU126T34
Ø x H (cm) = 10 x 12



■ Pote Banheiro Pequeno com Tampa

REF: PU127T34
Ø x H (cm) = 10 x 8




■ Pote Farmácia Médio

REF: PT22T34
Ø x H (cm) = 13 x 27



■ Pote Farmácia Pequeno

REF: PT23T34
Ø x H (cm) = 19 x 20



■ Saboneteira Retangular

REF: PU128T34
C x L x H (cm) = 12 x 9 x 3



■ **Cachepot Bola Grande**

REF: CP08T34
Ø x H (cm) = 27 x 17



■ **Cachepot Bola Médio**

REF: CP09T34
Ø x H (cm) = 23 x 15



■ **Fruteira Cesto com Alça**

REF: F13T34
C x L x H (cm) = 28 x 15 x 8



■ **Prato Decorativo**

REF: PL06T34
Ø x H (cm) = 43 x 5



■ **Bandeja Retangular**

REF: TO35T34
C x L x H (cm) = 25 x 17 x 3



■ **Pote Decorativo Pequeno**

REF: PT11T34
Ø x H (cm) = 15 x 21



■ **Pote Decorativo Grande**

REF: PT10T34
Ø x H (cm) = 23 x 29



■ **Jarra Decorativa Maissen**

REF: JD05T34
Ø x H (cm) = 25 x 32



■ **Jarra Decorativa Alcobaça**

REF: JD04T34
Ø x H (cm) = 23 x 38

COLEÇÃO
MADALENA



■ **Abajur Médio**

REF: AJ25T34

Ø x H (cm) = 25 x 34





COLEÇÃO TOSCANO





■ **Prato de jantar**

REF: PJ11T59
Ø x H (cm) = 27 x 3



■ **Prato de Sobremesa**

REF: PJ13T59
Ø x H (cm) = 20 x 3



■ **Sousplat**

REF: PL05T59
Ø x H (cm) = 30 x 2



■ **Bowl**

REF: TI02T59
Ø x H (cm) = 15 x 7,5



■ **Apoio Oitavado Médio**

REF: TC02T59
C x L x H (cm) = 29 x 23 x 4



■ **Travessa Capri Média**

REF: TR02T59
Ø x H (cm) = 33 x 7



■ **Cachepot Redondo Baixo Médio**

REF: CP79T59
Ø x H (cm) = 34 x 13



■ **Terrina Coimbra Grande c/ Travessa**

REF: T06T59
C x L x H (cm) = 29 x 23 x 20



■ **Jarra de Água Grande**

REF: JA15T59
Ø x H (cm) = 14 x 21



■ Açucareiro

REF: PU347T59
Ø x H (cm) = 8,5 x 11



■ Xícara de Chá

REF: PU59T59
Ø x H (cm) = 15,5 x 10,5



■ Xícara de Café

REF: PU60T59
Ø x H (cm) = 12,5 x 7



■ Mantegueira

REF: PU345T59
Ø x H (cm) = 15 x 8



■ Queijeira

REF: PU87T59
Ø x H (cm) = 20 x 17



■ Travessa Retangular Lisa

REF: TO30T59
C x L x H (cm) = 38 x 15 x 3



■ Travessa com Alça

REF: TO35T59
C x L x H (cm) = 25 x 17 x 3



■ Pote Farmácia Médio

REF: PT22T59
Ø x H (cm) = 13 x 27



■ Pote Farmácia Pequeno

REF: PT23T59
Ø x H (cm) = 19 x 20



■ **Pote Banheiro Grande com Tampa**

REF: PU125T59
Ø x H (cm) = 10 x 15



■ **Pote Banheiro Médio com Tampa**

REF: PU126T59
Ø x H (cm) = 10 x 12



■ **Pote Banheiro Pequeno com Tampa**

REF: PU127T59
Ø x H (cm) = 10 x 8



■ **Saboneteira Oval**

REF: PU72T59
C x L x H (cm) = 30 x 27 x 11



■ **Saboneteira Retangular**

REF: PU128T59
C x L x H (cm) = 12 x 9 x 3



■ **Porta Objetos Redondo**

REF: TO118T59
Ø x H (cm) = 13 x 3



■ **Prato Decorativo**

REF: PL02T59
Ø x H (cm) = 37 x 4



■ **Pote Redondo Grande**

REF: PT79T59
Ø x H (cm) = 15 x 28



■ **Pote Redondo Médio**

REF: PT80T59
Ø x H (cm) = 15 x 22

COLEÇÃO
TOSCANO



■ **Abajur Grande**

REF: AJ22T59

Ø x H (cm) = 26 x 45





COLEÇÃO
FEIJOADA





■ Prato de Jantar

REF: PJ11T492

Ø x H (cm) = 27 x 3



■ Travessa com Alça Grande

REF: TO37T492

C x L x H (cm) = 37 x 23 x 5



■ Travessa com Alça Pequena

REF: TO38T492

C x L x H (cm) = 30 x 18 x 5



■ Terrina para Feijoada

REF: T20T492

C x L x H (cm) = 35 x 25 x 25



■ Terrina Redonda

REF: T22T492

C x L x H (cm) = 26.5 x 21 x 15.5



■ Farinheira

REF: PU77T492

Ø x H (cm) = 16 x 10



■ Molheira

REF: PU138T492

C x L x H (cm) = 21 x 8 x 11



■ Tigela Porquinho Médio

REF: TI114T492

C x L x H (cm) = 26 x 12 x 12



■ Tigela Porquinho Pequeno

REF: TI115T492

C x L x H (cm) = 22 x 10 x 7



■ **Mug Ornamental Grande**

REF: PU54T492

Ø x C x L x H (cm) = 11 x 8,5 x 6.5



COLEÇÃO
FIORE





■ **Prato de Jantar**

REF: PJ11T478

Ø x H (cm) = 27 x 3



■ **Prato de Sobremesa**

REF: PJ13T478

Ø x H (cm) = 20 x 3



■ **Bowl**

REF: T102T478

Ø x H (cm) = 15 x 7,5



■ **Bowl Pequeno**

REF: T105T478

Ø x H (cm) = 12 x 5



■ **Xícara de Chá**

REF: PU59T478

Ø x H (cm) = 15 x 10,5



■ **Xícara de Café**

REF: PU60T478

Ø x H (cm) = 12,5 x 7



COLEÇÃO

FRESH GARDEN




COLEÇÃO
FRESH GARDEN



■ Prato de Jantar

REF: PJ11T453

Ø x H (cm) = 27 x 3



■ Prato de Sobremesa

REF: PJ13T453

Ø x H (cm) = 20 x 3



■ Bowl

REF: TI02T453

Ø x H (cm) = 15 x 7,5



■ Bowl Pequeno

REF: TI05T453

Ø x H (cm) = 12 x 5



■ Tigela Grande

REF: TI20T453


Ø x H (cm) = 28 x 7



■ Tigela Média

REF: TI123T453

Ø x H (cm) = 18 x 5



■ Travessa Retangular Grande

REF: TO23T453


C x L x H (cm) = 19 x 18 x 3



■ Travessa Retangular Média

REF: TO24T453

C x L x H (cm) = 18 x 15.5 x 3



■ Travessa Retangular Pequena

REF: TO25T453

C x L x H (cm) = 15 x 13 x 3

COLEÇÃO
FRESH GARDEN



■ Terrina Francesa Morango

REF: T55T453

C x L x H (cm) = 25 X 21 X 17



■ Jarra De Água Pequena

REF: JA02T453

Ø x H (cm) = 20 x 3



■ Travessa com Alça Grande

REF: TO37T453

C x L x H (cm) = 37 x 23 x 5



■ Travessa com Alça Pequena

REF: TO38T453

C x L x H (cm) = 30 x 18 x 5



■ Azeiteira

REF: PU135T453

Ø x H (cm) = 10 x 22



■ Moringa

REF: PU298T453

Ø x H (cm) = 11 x 17



■ Bule Morango

REF: PU399T453

Ø x H (cm) = 14 x 15



■ Queijeira Redonda Morango

REF: PU397T453

Ø x H (cm) = 20 x 17



■ Mantegueira Morango

REF: PU395T453

Ø x H (cm) = 14.5 x 8

COLEÇÃO
FRESH GARDEN



■ Açucareiro Morango

REF: PU393T453

Ø x H (cm) = 8,5 x 11



■ Xícara de Chá

REF: PU59T453

Ø x H (cm) = 15.5 x 10.5



■ Xícara de Café

REF: PU60T453

Ø x H (cm) = 12.5 x 7



■ Molheira

REF: PU138T453

C x L x H (cm) = 21 x 8 x 11



■ Vaso com Prato Médio

REF: VJ10T453

Ø x H (cm) = 16 x 14



■ Vaso com Prato Pequeno

REF: VJ11T453

Ø x H (cm) = 13 x 11



COLEÇÃO PINHAS





■ **Pinha Porto Gigante**

REF: PC01T14


Ø x H (cm) = 27 x 63



■ **Pinha Porto Grande**

REF: PC02T14

Ø x H (cm) = 30 x 50



■ **Pinha Porto Média**

REF: PC03T14

Ø x H (cm) = 20 x 41



■ **Pinha Silverinha**

REF: PC12T14


Ø x H (cm) = 20 x 55



■ **Pinha Outono Grande**

REF: PC04T14

Ø x H (cm) = 20 x 35



■ **Pinha Outono Média**

REF: PC05T14

Ø x H (cm) = 12 x 24



■ **Pinha Gunot**

REF: PC14T14

Ø x H (cm) = 18 x 45



■ **Pinha América Grande**

REF: PC06T14

Ø x H (cm) = 17 x 30



■ **Pinha América Média**

REF: PC07T14

Ø x H (cm) = 10 x 22

COLEÇÃO
PINHAS



■ **Pinha Americana Pequena**

REF: PC08T14

Ø x H (cm) = 7 x 18






COLEÇÃO

PINHAS (fundo off white fosco)






■ **Pinha Porto Grande**

REF: PC02T1059

Ø x H (cm) = 30 x 50



■ **Pinha Porto Média**

REF: PC03T1059

Ø x H (cm) = 20 x 41



■ **Pinha Silverinha**

REF: PC12T1059

Ø x H (cm) = 20 x 55



■ **Pinha Outono Grande**

REF: PC04T1059

Ø x H (cm) = 20 x 35



■ **Pinha Outono Média**

REF: PC05T1059

Ø x H (cm) = 12 x 24



■ **Pinha América Grande**

REF: PC06T1059


Ø x H (cm) = 17 x 30



■ **Pinha América Média**

REF: PC07T1059

Ø x H (cm) = 10 x 22



■ **Pinha Americana Pequena**

REF: PC08T1059

Ø x H (cm) = 7 x 18



■ **Pinha Laço Gigante**

REF: PC09T1059

Ø x H (cm) = 30 x 50



COLEÇÃO
COSTA AZUL






■ **Prato Jantar Sinuoso**

REF: PJ115T1055

Ø x H (cm) = 27 x 3



■ **Prato Sobremesa Sinuoso**

REF: PJ116T1055

Ø x H (cm) = 21 x 2



■ **Tigela Sinuosa Pequena**

REF: TI131T1055

Ø x H (cm) = 14 x 8



■ **Prato Fundo**

REF: PL04T1055

Ø x H (cm) = 33,5 x 4



■ **Tigela Folha Nova Grande**

REF: TI112T1055

C x L x H (cm) = 30 x 26 x 10



■ **Tigela Folha Nova Pequena**

REF: TI113T1055

C x L x H (cm) = 22 x 18 x 4



■ **Prato Decorativo**

REF: PL06T1055

Ø x H (cm) = 9 x 20



■ **Prato Folha Nova Pequeno**

REF: PJ104T1055

C x L x H (cm) = 26 x 24 x 2,5



■ **Travessa Redonda com Alça**

REF: TR03T1055

Ø x H (cm) = 43 x 9,5

COLEÇÃO
COSTA AZUL



■ **Travessa Moderna com Junco**

REF: TO134T1055

C x L x H (cm) = 45 x 30 x 6



■ **Travessa Moderna Funda c/ Junco**

REF: TO135T1055

C x L x H (cm) = 29 x 29 x 9



■ **Travessa Capri**

REF: TR01T1055

Ø x H (cm) = 54 x 8



■ **Travessa Capri Funda**

REF: TO05T1055

C x L x H (cm) = 62 x 46 x 10



■ **Jarra Alta**

REF: JA15T1055

Ø x H (cm) = 14 x 21



■ **Pote Decorativo Grande**

REF: PT10T1055

Ø x H (cm) = 23 x 29



■ **Jarra Decorativa Maissen**

REF: JD05T1055

Ø x H (cm) = 25 x 32



■ **Jarra Decorativa Alcobaça**

REF: JD04T1055

Ø x H (cm) = 23 x 38



■ **Pote Decorativo Pequeno**

REF: PT11T1055

Ø x H (cm) = 15 x 21



■ **Cachepot Bola Grande**

REF: CP08T1055

Ø x H (cm) = 27 x 17



■ **Cachepot Bola Médio**

REF: CP09T1055

Ø x H (cm) = 23 x 15



■ **Abajur Grande**

base REF: AJ22T1055

cúpula REF: CPJ50

Ø x H (cm) = 26 x 75



COLEÇÃO
SALINAS AZUL



COLEÇÃO
SALINAS AZUL



■ **Concha Ornamental Grande**

REF: PU164T1041
Ø x H (cm) = 21 x 6



■ **Concha Ornamental Pequena**

REF: PU57T1041
C x L (cm) = 13 x 15



■ **Tigela Coral**

REF: T198T1041
Ø x H (cm) = 15 x 6



■ **Terrina Coral**

REF: T57T1041
C x L x H (cm) = 24 x 20 x 17



■ **Petisqueira Concha Dupla**

REF: PF11T1041
C x L x H (cm) = 35 x 30 x 5,5



■ **Porta-guardanapo Búzios**

REF: PU449T1041
C x L x H (cm) = 6 x 4 x 4



■ **Garrafa Azeite Relevô**

REF: PU369T1041
Ø x H (cm) = 7 x 16



■ **Castiçal Médio**

REF: CA58T1041
Ø x H (cm) = 16 x 21



■ **Castiçal Pequeno**

REF: CA59T1041
Ø x H (cm) = 15 x 11

COLEÇÃO
SALINAS AZUL



■ **Estrela do Mar**

REF: DI91T1041

C x L x H (cm) = 20 x 20 x 4



■ **Concha**

REF: DI92T1041

C x L x H (cm) = 11 x 15 x 6



■ **Caramujo**

REF: DI93T1041

C x L x H (cm) = 10 x 22 x 5



COLEÇÃO
SALINAS CORAL



COLEÇÃO
SALINAS CORAL



■ **Concha Ornamental Grande**

REF: PU164T1157
Ø x H (cm) = 21 x 6



■ **Concha Ornamental Pequena**

REF: PU57T1157
C x L (cm) = 13 x 15



■ **Tigela Coral**

REF: T198T1157
Ø x H (cm) = 15 x 6



■ **Terrina Coral**

REF: T57T1157
C x L x H (cm) = 24 x 20 x 17



■ **Petisqueira Concha Dupla**

REF: PF11T1157
C x L x H (cm) = 35 x 30 x 5,5



■ **Lagosta**

REF: DI154T489
C x L x H (cm) = 17 x 8 x 2,5



■ **Siri**

REF: DI155T489
C x L x H (cm) = 23 x 11 x 8



COLEÇÃO
LISTRAS



COLEÇÃO
LISTRAS



■ **Sousplat**

REF: PL05T1047
Ø x H (cm) = 30 x 2




■ **Prato Decorativo**

REF: PL02T1047
Ø x H (cm) = 37 x 4




■ **Apoio Ornamental Raso Peixe**

REF: AP22T1047
C x L x H (cm) = 24 x 12 x 1,5



■ **Bowl Peixe Grande**

REF: AP19T1047
C x L x H (cm) = 21 x 14,5 x 6



■ **Bowl Peixe Pequeno**

REF: AP20T1047
C x L x H (cm) = 13 x 9 x 4



■ **Jarra Silhueta**

REF: JD96T1047
Ø x H (cm) = 8 X 18



■ **Jarra Contemporary Grande**

REF: JD81T1047
Ø x H (cm) = 11,5 X 46



■ **Jarra Contemporary Média**

REF: JD82T1047
Ø x H (cm) = 11 X 40



■ **Jarra Contemporary Pequena**

REF: JD83T1047
Ø x H (cm) = 10 X 31

COLEÇÃO
LISTRAS



■ **Suporte Raso Grande**

REF: TO23T1043

C x L x H (cm) = 22 x 19 x 2,5



■ **Pote Redondo Grande**

REF: PT79T1043

Ø x H (cm) = 15 x 28



■ **Jarra Sinuosa Longa**

REF: JD107T1043

Ø x H (cm) = 11 X 14,5



■ **Cachepot Cilindro Grande**

REF: CP98T1043

Ø x H (cm) = 19 x 37



■ **Cachepot Cilindro Pequeno**

REF: CP96T1043

Ø x H (cm) = 14,5 x 19



■ **Cachepot Bola Grande**

REF: CP08T1043

Ø x H (cm) = 27 x 17



■ **Cachepot Bola Médio**

REF: CP09T1043

Ø x H (cm) = 23 x 15



■ **Cachepot**

REF: CP82T1043

Ø x H (cm) = 15 x 12,5



■ **Adorno Peixe**

REF: DI108T1049

C x L x H (cm) = 36 X 8 X 4 (maior)

COLEÇÃO
LISTRAS



■ **Vaso Ana Luiza**

REF: VJ23T1049
Ø x H (cm) = 18,5 x 32



■ **Jarra Sinuosa Curta**

REF: JD106T1049
Ø x H (cm) = 13 X 12



■ **Jarra Sinuosa Longa**

REF: JD107T1049
Ø x H (cm) = 11 X 14,5



■ **Cachepot Cilindro Médio**

REF: CP97T1045
Ø x H (cm) = 19 x 28



■ **Pote Redondo Médio**

REF: PT80T1045
Ø x H (cm) = 15 x 22



■ **Jarra Sinuosa Curta**

REF: JD106T1045
Ø x H (cm) = 13 X 12



■ **Vaso sem borda Grande**

REF: VJ178T1045
Ø x H (cm) = 31 x 29



■ **Vaso sem borda Médio**

REF: VJ177T1045
Ø x H (cm) = 27 x 25



■ **Vaso Ana Luiza Pequeno**

REF: VJ188T1045
Ø x H (cm) = 16,5 x 21



■ **Bowl Peixe Grande**

REF: AP19T1050

C x L x H (cm) = 21 x 14,5 x 6



■ **Bowl Peixe Médio**

REF: AP21T1050

C x L x H (cm) = 24 x 11,5 x 5



■ **Bowl Peixe Pequeno**

REF: AP20T1050

C x L x H (cm) = 13 x 9 x 4



■ **Apoio Ornamental Raso Peixe**

REF: AP22T1050

C x L x H (cm) = 24 x 12 x 1,5



■ **Jarra Sinuosa Curta**

REF: JD106T1050

Ø x H (cm) = 13 X 12



■ **Jarra Sinuosa Longa**

REF: JD107T1050

Ø x H (cm) = 11 X 14,5



■ **Jarra Silhueta**

REF: JD96T1050

Ø x H (cm) = 8 X 18



■ **Adorno Peixe**

REF: DI108T1050

C x L x H (cm) = 36 X 8 X 4 (maior)



COLEÇÃO
FRISADAS



COLEÇÃO
FRISADAS



■ **Cachepot Português Frisado**

REF: CP51T445

Ø x H (cm) = 42 x 15



■ **Jarra Bola Frisada**

REF: JD49T445

Ø x H (cm) = 25 X 22



■ **Cachepot Itaipava Médio Frisado**

REF: CP57T445

Ø x H (cm) = 29 x 22



■ **Jarra Garrafa Grande Frisada**

REF: JD59T445

Ø x H (cm) = 12 X 32



■ **Jarra Garrafa Pequena Frisada**

REF: JD60T445

Ø x H (cm) = 10 X 27



■ **Vaso Frizado Grande**

REF: VJ196T445

Ø x H (cm) = 18 x 28



■ **Vaso Frizado Médio**

REF: VJ197T445

Ø x H (cm) = 14 x 21



■ **Jarra Decorada Alcobaça Frisada**

REF: JD61T157

Ø x H (cm) = 22 X 38



■ **Jarra Bola Frisada**

REF: JD49T157

Ø x H (cm) = 25 X 22

COLEÇÃO
FRISADAS



■ **Cachepot Itaipava Médio Frisado**

REF: CP57T157

Ø x H (cm) = 29 x 22



■ **Jarra Garrafa Grande Frisada**

REF: JD59T157

Ø x H (cm) = 12 X 32



■ **Jarra Garrafa Pequena Frisada**

REF: JD60T157

Ø x H (cm) = 10 X 27



■ **Vaso Frizado Grande**

REF: VJ196T157

Ø x H (cm) = 18 x 28



■ **Vaso Frizado Médio**

REF: VJ197T157

Ø x H (cm) = 14 x 21

SHOWROOM

ITAIPAVA

Estrada União e Indústria, 10588
Petrópolis - RJ
Telefone - (24) 2232-2500

FÁBRICA

ITAIPAVA

Rua Sebastião Candido Pereira 657 -
Vila Constância
Petrópolis - RJ

SITE

www.ceramicaluizsalvador.com.br

CRÉDITOS

COORDENAÇÃO

Paula Accioly

REVISÃO

Priscila Mello

PROJETO GRÁFICO

[Amplamente](#)

FOTOS PRODUTOS

Caio Caldas
Cesar Caldas

FOTOS AMBIENTES

Alexandre Take
Juan Azevedo
Paula Accioly

FOTOS FÁBRICA

Giselle Flissak

VENDAS

Carla - (24) 98100-4701
Daiani - (24) 98864-6722
Luciana - (24) 98866-2647
Priscila - (24) 99215-6201
Rafaela - (24) 98869-7169





Flor de Alcachofra



Alcachofra Provençal

NOVO

26



Flor de Alcachofra

NOVO

29



Ibiza

NOVO

13



Ibiza Gráfico

NOVO

24



Ibiza Relevo

NOVO

16



Limão Craquelê

NOVO

7



Napoli

NOVO

4



Verde Alcachofra

NOVO

31



Verde Craquelê

NOVO


11

TRADIÇÃO E SOFISTICAÇÃO EM **CERÂMICAS**

Buscando a melhoria constante de seus produtos, mas sem perder a delicadeza da produção manual e artística, a Cerâmica Luiz Salvador por mais de 60 anos formou um talentoso grupo de artistas, treinados para produzir o típico “estilo” Luiz Salvador, em peças utilitárias e decorativas. Novos designs são incorporados e várias tendências de renomadas escolas ceramistas são assimiladas, criando uma profusão de cores e estilos que resultam em peças únicas.

No tableware, a Cerâmica Luiz Salvador se destaca transformando desde a louça do dia-a-dia até as peças personalizadas para ocasiões especiais em produtos singulares.

Tendo mais de 90 colaboradores na companhia, com destaque para o time de 30 talentosos artistas pintores, a fábrica está instalada em uma planta de 3.000m² dentro de uma área verde de 6.500m² na charmosa região de Itaipava – RJ. Lá são produzidos mensalmente mais de 30 mil peças de 1.500 modelos diferentes em mais de 40 padronagens.




A Cerâmica Luiz Salvador tem seu showroom no polo turístico e gastronômico de Itaipava, e é parada obrigatória para quem visita a região. Além disso, seus produtos encontram-se em lojas especializadas em decoração, louças e presentes nas principais capitais brasileiras e no exterior.



COLEÇÃO
NAPOLI



■ **Prato de Jantar**
REF: PJ11T1311
Ø x H (cm) = 27 x 3



■ **Prato de Sobremesa**
REF: PJ13T1311
Ø x H (cm) = 20 x 3



■ **Bowl**
REF: T102T1311
Ø x H (cm) = 15 x 7,5



■ **Prato de Massa**
REF: PJ109T1311
Ø x H (cm) = 27,5 x 6,5



■ **Tigela de Massa Redonda Grande**
REF: T137T1311
Ø x H (cm) = 30 x 5,5



■ **Tigela de Massa Redonda Pequena**
REF: T138T1311
Ø x H (cm) = 20 x 3



■ **Farinheira com Tampa Limão**
REF: PU462T1311
Ø x H (cm) = 18 x 13



■ **Galheta Grande para Azeite**
REF: PU135T1311
Ø x H (cm) = 9 x 23



■ **Molheira Grande**
REF: PU138T1311
C x L x H (cm) = 21 x 8 x 11



■ **Jarra**
REF: JA02T1311
Ø x H (cm) = 13 x 16



■ **Xícara de Chá**
REF: PU59T1311
Ø x H (cm) = 15,5 x 10,5



■ **Vaso Médio com Prato**
REF: VJ10T1311
Ø x H (cm) = 16 x 16



■ **Vaso Pequeno com Prato**
REF: VJ11T1311
Ø x H (cm) = 13 x 13




COLEÇÃO
LIMÃO CRAQUELÊ





■ **Cachepot Textura Grande Limão**
REF: CP116T1322
Ø x H (cm) = 42 x 14



■ **Cachepot Textura Médio Limão**
REF: CP117T1322
Ø x H (cm) = 30 x 14



■ **Floreira Gigante Limão**
REF: DI185T1322
C x L x H (cm) = 53 x 42 x 20



■ **Cesto com Limão na frente**
REF: DI191T1322
C x L x H (cm) = 30 x 22 x 31



■ **Cachepot Orgânico Alto Limão**
REF: CP114T1322
Ø x H (cm) = 27 x 27




■ **Cachepot Orgânico Baixo Limão**
REF: CP115T1322
Ø x H (cm) = 30 x 20



■ **Cachepot Limão Relevô**
REF: CP113T1322
Ø x H (cm) = 29 x 23




■ **Cachepot Cilindro Alto Limão**
REF: CP118T1322
Ø x H (cm) = 26 x 29



■ **Cachepot Cilindro Baixo Limão**
REF: CP119T1322
Ø x H (cm) = 27 x 20



■ **Fruteira Ornatos Nova Alta Limão**
REF: F80T1322
Ø x H (cm) = 22 x 30



■ **Fruteira Ornatos Nova Baixa Limão**
REF: F81T1322
Ø x H (cm) = 21 x 24




■ **Fruteira Nova Baixa com Limão Folha**
REF: F79T1322
Ø x H (cm) = 30 x 13




■ **Jarra Alcobaça com Alça Limão**
REF: JD134T1322
Ø x H (cm) = 28 x 39




■ **Jarra Maissen com Alça Limão**
REF: JD135T1322
Ø x H (cm) = 30 x 33



■ **Cesto com Alça Limão**
REF: DI192T1322
C x L x H (cm) = 30 x 20 x 29




■ **Porta-guardanapo Limão**
REF: PU392T1322
C x L x H (cm) = 8 x 4 x 8



■ **Bolsinha Ramo de Limão Novo**
REF: DI186T1312
C x L x H (cm) = 26,5 x 13 x 26



■ **Jarra para Água Relevo Limão**
REF: JA46T1312
C x L x H (cm) = 22 x 16 x 21




■ **Jarra Bolinha com Limão**
REF: JD123T1312
Ø x H (cm) = 8,5 x 8,5




■ COLEÇÃO


VERDE CRAQUELÊ




■ Cachepot Textura Grande Limão
REF: CP116T1031
Ø x H (cm) = 42 x 14




■ Cachepot Limão Relevo
REF: CP113T1031
Ø x H (cm) = 29 x 23




■ Cachepot Cilindro Alto Limão
REF: CP118T1031
Ø x H (cm) = 26 x 29




■ Cachepot Cilindro Baixo Limão
REF: CP119T1031
Ø x H (cm) = 27 x 20




■ Jarra Alcobaça com Alça Limão
REF: JD134T1031
Ø x H (cm) = 28 x 39



■ Jarra Maissen com Alça Limão
REF: JD135T1031
Ø x H (cm) = 30 x 33




■ Cesto com Alça Limão
REF: DI192T1031
C x L x H (cm) = 30 x 20 x 29




■ Bolsinha Ramo de Limão Novo
REF: DI186T1031
C x L x H (cm) = 26,5 x 13 x 26




COLEÇÃO
IBIZA




■ **Prato de Jantar**
REF: PJ11T1309
Ø x H (cm) = 27 x 3



■ **Prato de Sobremesa**
REF: PJ13T1309
Ø x H (cm) = 20 x 3




■ **Bowl**
REF: TI02T1309
Ø x H (cm) = 15 x 7,5



■ **Bowl Pequeno**
REF: TI05T1309
Ø x H (cm) = 12 x 5



■ **Tigela Redonda Média**
REF: TI20T1309
Ø x H (cm) = 28 x 8



■ **Tigela Redonda Pequena**
REF: TI123T1309
Ø x H (cm) = 18 x 5



■ **Travessa sem Alça Feijoadada Grande**
REF: TO148T1309
C x L x H (cm) = 34 x 23 x 5




■ **Travessa sem Alça Feijoadada Pequena**
REF: TO149T1309
C x L x H (cm) = 27 x 18 x 5



■ **Bacia Americana com Junco**
REF: TI141T1309
C x L x H (cm) = 34 x 27 x 17



■ **Tigela Funda Média com Junco**
REF: T1143T1309
C x L x H (cm) = 19 x 12,5 x 15



■ **Terrina Redonda**
REF: T22T1309
Ø x H (cm) = 21 x 16



■ **Pote Redondo Grande**
REF: PT79T1309
Ø x H (cm) = 15 x 28



■ **Pote Redondo Médio**
REF: PT80T1309
Ø x H (cm) = 15 x 22



■ **Jarra Alta**
REF: JA15T1309
Ø x H (cm) = 14 x 21




■ **Jarra Alta Pequena**
REF: JA16T1309
Ø x H (cm) = 12 x 17



■ **Jarra Indiana**
REF: JD07T1309
Ø x H (cm) = 22 x 34



■ **Jarra Decorativa Alcobaça**
REF: JD04T1309
Ø x H (cm) = 23 x 38



■ **Jarra Decorativa Maissen**
REF: JD05T1309
Ø x H (cm) = 25 x 32




COLEÇÕES
IBIZA RELEVO



■ **Prato de Jantar Mar Relevo**
REF: PJ88T1310
Ø x H (cm) = 29,5 x 2



■ **Prato de Sobremesa Mar Relevo**
REF: PJ89T1310
Ø x H (cm) = 23,5 x 1,5



■ **Bowl Crustáceo Relevo**
REF: TI142T1310
C x L x H (cm) = 19 x 12,5 x 6,5



■ **Prato Crustáceo Fundo**
REF: PJ140T1310
Ø x H (cm) = 20,5 x 4



■ **Prato Crustáceo Raso**
REF: PJ139T1310
Ø x H (cm) = 25,5 x 2




■ **Travessa Crustáceo Relevo Grande**
REF: TO137T1310
C x L x H (cm) = 39,5 x 25,5 x 4,5



■ **Travessa Crustáceo Relevo Média**
REF: TO136T1310
C x L x H (cm) = 30 x 18,5 x 3



■ **Apoio Ornamental Grande Conchas**
REF: PJ169T1310
Ø x H (cm) = 27 x 2,5




■ **Apoio Ornamental Pequeno Conchas**
REF: PJ170T1310
Ø x H (cm) = 22,5 x 2,5



■ **Tigela Conchas**
REF: TII71T1310
Ø x H (cm) = 27 x 9



■ **Travessa Conchas**
REF: TO172T1310
C x L x H (cm) = 37,5 x 25 x 3



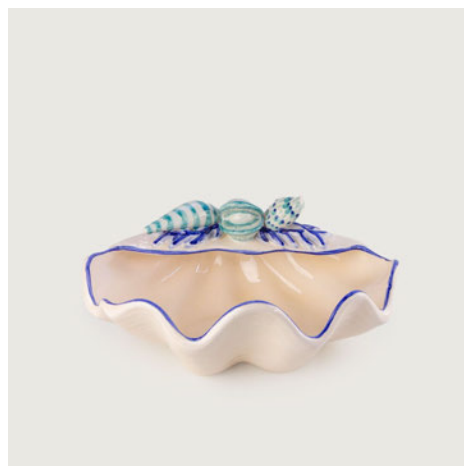
■ **Travessa Lagosta**
REF: TO125T1310
C x L x H (cm) = 22,5 x 15 x 2,3



■ **Jarra Pitu Alcobaça**
REF: JA48T1310
Ø x H (cm) = 13 x 16



■ **Mug Pitú**
REF: PU377T1310
Ø x H (cm) = 10 x 12



■ **Concha Crustáceo Relevo**
REF: PU473T1310
C x L x H (cm) = 29 x 21 x 12,5



■ **Lata Sardinha**
REF: PU539T1310
C x L x H (cm) = 12 x 8 x 6



■ **Terrina Coral**
REF: T57T1328
C x L x H (cm) = 24 x 20 x 17



■ **Petisqueira Concha Dupla**
REF: PF11T1328
C x L x H (cm) = 35 x 30 x 5,5



■ **Petisqueira Concha Dupla**
REF: PF11T1327
C x L x H (cm) = 35 x 30 x 5,5



■ **Concha Ornamental Grande**
REF: PU164T1328
Ø x H (cm) = 21 x 6




■ **Concha Ornamental Grande**
REF: PU164T1327
Ø x H (cm) = 21 x 6




■ **Concha Ornamental Pequena**
REF: PU57T1328
C x L (cm) = 13 x 15



■ **Concha Ornamental Pequena**
REF: PU57T1327
C x L (cm) = 13 x 15



■ **Tigela Coral**
REF: T198T1328
Ø x H (cm) = 15 x 6




■ **Tigela Coral**
REF: T198T1327
Ø x H (cm) = 15 x 6



■ **Estrela Média**
REF: AP16T1328
Ø x H (cm) = 15 x 4




■ **Estrela Média**
REF: AP16T1327
Ø x H (cm) = 15 x 4




■ **Estrela Pequena**
REF: AP17T1328
Ø x H (cm) = 11 x 3




■ **Estrela Pequena**
REF: AP17T1327
Ø x H (cm) = 11 x 3




■ **Conchinha**
REF: AP18T1328
Ø x H (cm) = 15 x 4



■ **Conchinha**
REF: AP18T1327
Ø x H (cm) = 15 x 4



■ **Porta-guardanapo Búzios**
REF: PU449T1328
C x L x H (cm) = 6 x 4 x 4



■ **Porta-guardanapo Búzios**
REF: PU449T1327
C x L x H (cm) = 6 x 4 x 4




■ **Bolsinha Conchas**
REF: DI119T1328
C x L x H (cm) = 26 x 14 x 25




■ **Bolsinha Conchas**
REF: DI119T1327
C x L x H (cm) = 26 x 14 x 25




■ **Estrela do Mar**
REF: DI91T1328
C x L x H (cm) = 20 x 20 x 4




■ **Estrela do Mar**
REF: DI91T1327
C x L x H (cm) = 20 x 20 x 4



■ **Concha**
REF: DI92T1328
C x L x H (cm) = 11 x 15 x 6



■ **Concha**
REF: DI92T1327
C x L x H (cm) = 11 x 15 x 6



■ **Caramujo**
REF: DI93T1328
C x L x H (cm) = 10 x 22 x 5




■ **Caramujo**
REF: DI93T1327
C x L x H (cm) = 10 x 22 x 5




■ **Petisqueira Peixe Novo**
REF: AP24T441
C x L x H (cm) = 37 x 13 x 4




■ **Petisqueira Peixe Novo**
REF: AP24T157
C x L x H (cm) = 37 x 13 x 4




■ **Bowl Concha**
REF: AP23T441
Ø x H (cm) = 18 x 6,5



■ **Bowl Concha**
REF: AP23T157
Ø x H (cm) = 18 x 6,5




■ **Caranguejo**
REF: DI175T441




■ **Caranguejo**
REF: DI175T157




■ **Siri**
REF: DI155T441
C x L x H (cm) = 23 x 11 x 8



■ **Siri**
REF: DI155T157
C x L x H (cm) = 23 x 11 x 8



■ **Lagosta**
REF: DI154T441
C x L x H (cm) = 17 x 8 x 2,5



■ **Lagosta**
REF: DI154T157
C x L x H (cm) = 17 x 8 x 2,5



■ **Cachepot Cilindro Grande**
REF: CP98T1308
Ø x H (cm) = 19 x 37




■ **Cachepot Cilindro Médio**
REF: CP97T1308
Ø x H (cm) = 19 x 28



■ **Cachepot Cilindro Pequeno**
REF: CP96T1308
Ø x H (cm) = 14,5 x 19




■ **Cachepot Textura Grande**
REF: CP105T1308
Ø x H (cm) = 24 x 25



■ **Cachepot Textura Pequeno**
REF: CP106T1308
Ø x H (cm) = 22 x 19




COLEÇÃO
IBIZA GRÁFICO



■ **Prato de Jantar**

REF: PJ11T1329

Ø x H (cm) = 27 x 3



■ **Prato de Sobremesa**

REF: PJ13T1329

Ø x H (cm) = 20 x 3



■ **Tigela Tanola**

REF: TI17T1329

Ø x H (cm) = 16 x 5



■ **Prato Côncavo com Junco**

REF: PL24T1329

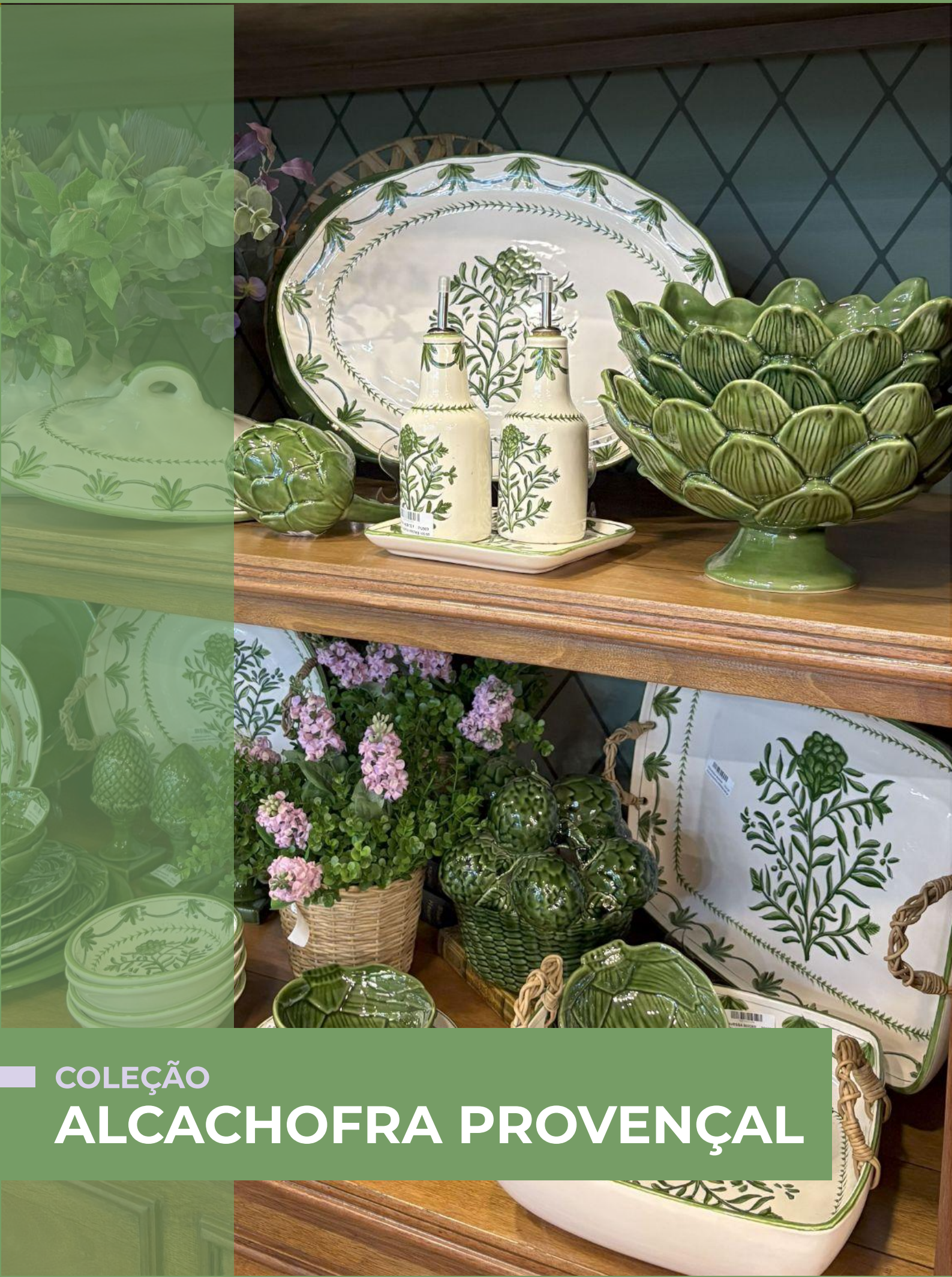
Ø x H (cm) = 38 x 5



■ **Travessa Redonda Média com Junco**

REF: TR10T1329

Ø x H (cm) = 35,5 x 10



COLEÇÃO

ALCACHOFRA PROVENÇAL



■ **Prato de Jantar**
REF: PJ11T1313
Ø x H (cm) = 27 x 3



■ **Prato de Sobremesa**
REF: PJ13T1313
Ø x H (cm) = 20 x 3



■ **Tigela Grande**
REF: TI04T1313
Ø x H (cm) = 30 x 13



■ **Tigela Média**
REF: TI07T1313
Ø x H (cm) = 22 x 10



■ **Tigela Tanola**
REF: TI17T1313
Ø x H (cm) = 16 x 5



■ **Travessa Provence Gigante**
REF: TO84T1313
C x L x H (cm) = 46 x 32 x 3,5



■ **Travessa Provence Grande**
REF: TO85T1313
C x L x H (cm) = 42 x 28 x 3



■ **Travessa Provence Média**
REF: TO86T1313
C x L x H (cm) = 35,5 x 23 x 3



■ **Travessa sem Alça Feijoadada Grande**
REF: TO148T1313
C x L x H (cm) = 34 x 23 x 5



■ **Travessa sem Alça Feijoadada Pequena**

REF: TO149T1313

C x L x H (cm) = 27 x 18 x 5



■ **Travessa Redonda com Alça e Junco**

REF: TR08T1313

Ø x H (cm) = 42,5 x 10,5



■ **Travessa Redonda Média com Junco**

REF: TR10T1313

Ø x H (cm) = 35,5 x 10



■ **Travessa Moderna com Junco**

REF: TO134T1313


C x L x H (cm) = 45 x 30 x 6



■ **Travessa Moderna Funda com Junco**

REF: TO135T1313

C x L x H (cm) = 29 x 29 x 9



■ **Travessa Retangular Média**

REF: TO24T1313

C x L x H (cm) = 18,5 x 16 x 2



■ **Garrafa Azeite Relevô**

REF: PU369T1313

Ø x H (cm) = 7 x 16



COLEÇÃO


FLOR DE ALCACHOFRA



■ **Prato Jantar Sinuoso**
REF: PJ115T1314
Ø x H (cm) = 27 x 3



■ **Prato Sobremesa Sinuoso**
REF: PJ116T11314
Ø x H (cm) = 21 x 2



■ **Tigela Tanola**
REF: TI17T21314
Ø x H (cm) = 16 x 5



■ **Tigela de Massa Redonda Grande**
REF: TI37T101314
Ø x H (cm) = 30 x 5,5




■ **Tigela de Massa Redonda Pequena**
REF: TI38T111314
Ø x H (cm) = 20 x 3




■ **Suporte Raso Grande**
REF: TO23T91314
C x L x H (cm) = 22 x 19 x 2,5



■ **Galheta Grande para Azeite**
REF: PU135T71314
Ø x H (cm) = 9 x 23



■ **Molheira Grande**
REF: PU138T81314
C x L x H (cm) = 21 x 8 x 11




■ **Jarra de Água com Junco**
REF: JA38T31314
Ø x H (cm) = 12 x 17




COLEÇÃO

VERDE ALCACHOFRA




■ Apoio Ornamental Grande Alcachofra
REF: PJ128T1323
C x L x H (cm) = 30 x 25 x 3




■ Apoio Ornamental Pequeno Alcachofra
REF: PJ129T1323
C x L x H (cm) = 22 x 19 x 3




■ Sousplat
REF: PL05T1323
Ø x H (cm) = 30 x 2



■ Tigela Alcachofra
REF: TI135T1323
C x L x H (cm) = 17 x 15 x 6




■ Pratinho Alcachofra
REF: PJ156T1323
Ø x H (cm) = 20,5 x 3




■ Prato de Frios Alcachofra
REF: PF03T1323
Ø x H (cm) = 22 x 3




■ Travessa Alcachofra
REF: TO167T1323
C x L x H (cm) = 31 x 26 x 4




■ Compoteira Alcachofra
REF: PU542T1323
Ø x H (cm) = 19 x 14,5




■ Fruteira Alcachofra
REF: F78T1323
Ø x H (cm) = 27 x 17




■ **Saleiro Alcachofra**
REF: PU543T1323
C x L x H (cm) = 24 x 12 x 8




■ **Cesto com Alcachofra**
REF: DI121T1323
C x L x H (cm) = 25 x 20 x 24



■ **Alcachofra Grande**
REF: DI180T1323
C x L x H (cm) = 21 x 10 x 10



■ **Cachepot Escamas Médio**
REF: CP110T1323
Ø x H (cm) = 29 x 22



■ **Cachepot Escamas Pequeno**
REF: CP109T1323
Ø x H (cm) = 28 x 13




■ **Pinha Outono Grande**
REF: PC04T1323
Ø x H (cm) = 20 x 35



■ **Pinha América Grande**
REF: PC06T1323
Ø x H (cm) = 17 x 30




■ **Pinha Outono Média**
REF: PC05T1323
Ø x H (cm) = 12 x 24



■ **Pinha América Média**
REF: PC07T1323
Ø x H (cm) = 10 x 22

COLEÇÃO

Verde Alcachofra



■ **Pinha Americana Pequena**

REF: PC08T1323

Ø x H (cm) = 7 x 18

SHOWROOM

ITAIPAVA

Estrada União e Indústria, 10588
Petrópolis - RJ
Telefone - (24) 2232-2500

FÁBRICA

ITAIPAVA

Rua Sebastião Candido Pereira 657 -
Vila Constância
Petrópolis - RJ

SITE

www.ceramicaluizsalvador.com.br

CRÉDITOS

COORDENAÇÃO

Paula Accioly

REVISÃO

Priscila Mello

PROJETO GRÁFICO

[Amplamente](#)

FOTOS PRODUTOS

Caio Caldas

FOTOS AMBIENTES

Carla Azevedo

FOTOS FÁBRICA

Giselle Flissak

VENDAS

Carla - (24) 98100-4701
Daiani - (24) 98864-6722
Luciana - (24) 98866-2647
Rafaela - (24) 98869-7169
Priscila - (24) 99215-6201



COPYRIGHT 2025 - Cerâmica Luiz Salvador
A Cerâmica Luiz Salvador reserva-se o direito de
adicionar, excluir ou alterar informações e preços
constantemente neste catálogo sem aviso prévio.



Salada Burrata

Al Pomodoro

Tomato Italiano

	Amalfi		Amalfi com Limão		Bonjour Bistrô
50		48		20	
	Burrata Relevo		Café de L'amour		Cantina Itália
35		15		33	
	Caprese Relevo		Coqueiro Listras		Florart
35		55		41	
	Friso Azul		Gourmet Itália Verde		Gourmet Itália Vermelho
61		22		25	
	Listra Azul		Oliveiras		Parreira
58		4		37	
	Peixe Listras		Pizzaiolo		Rancho
52		33		9	
	Salada Burrata		Tomato Italiano		Tomato Relevo
35		30		28	

TRADIÇÃO E SOFISTICAÇÃO EM **CERÂMICAS**

Buscando a melhoria constante de seus produtos, mas sem perder a delicadeza da produção manual e artística, a Cerâmica Luiz Salvador por mais de 60 anos formou um talentoso grupo de artistas, treinados para produzir o típico “estilo” Luiz Salvador, em peças utilitárias e decorativas. Novos designs são incorporados e várias tendências de renomadas escolas ceramistas são assimiladas, criando uma profusão de cores e estilos que resultam em peças únicas.

No tableware, a Cerâmica Luiz Salvador se destaca transformando desde a louça do dia-a-dia até as peças personalizadas para ocasiões especiais em produtos singulares.

Tendo mais de 90 colaboradores na companhia, com destaque para o time de 30 talentosos artistas pintores, a fábrica está instalada em uma planta de 3.000m² dentro de uma área verde de 6.500m² na charmosa região de Itaipava – RJ. Lá são produzidos mensalmente mais de 30 mil peças de 1.500 modelos diferentes em mais de 40 padronagens.



A Cerâmica Luiz Salvador tem seu showroom no polo turístico e gastronômico de Itaipava, e é parada obrigatória para quem visita a região. Além disso, seus produtos encontram-se em lojas especializadas em decoração, louças e presentes nas principais capitais brasileiras e no exterior.



COLEÇÃO
OLIVEIRAS



■ **Prato de Jantar**
REF: PJ11T1160
Ø x H (cm) = 27 x 3



■ **Prato de Sobremesa**
REF: PJ13T1160
Ø x H (cm) = 20 x 3



■ **Bowl**
REF: TI02T1160
Ø x H (cm) = 15 x 7,5



■ **Bowl Pequeno**
REF: TI05T1160
Ø x H (cm) = 12 x 5



■ **Tigela de Massa Redonda Grande**
REF: TI37T1160
Ø x H (cm) = 30 x 5,5



■ **Tigela de Massa Redonda Pequena**
REF: TI38T1160
Ø x H (cm) = 20 x 3



■ **Tigela Consommé**
REF: TI01T1160
C x L x H (cm) = 18 x 15 x 6



■ **Apoio Oval Ornamental Médio**
REF: TO13T1160
C x L x H (cm) = 44 x 34 x 7



■ **Travessa Provence Gigante**
REF: TO84T1160
C x L x H (cm) = 46 x 32 x 3,5



■ **Travessa Provence Grande**
REF: TO85T1160
C x L x H (cm) = 42 x 28 x 3



■ **Travessa Provence Média**
REF: TO86T1160
C x L x H (cm) = 35,5 x 23 x 3



■ **Terrina Século XVIII**
REF: T08T1160
C x L x H (cm) = 22 x 16 x 11



■ **Centro de Mesa Oval - sem travessa**
REF: T01T1160
C x L x H (cm) = 39 x 24 x 26



■ **Prato Decorativo**
REF: PL02T1160
Ø x H (cm) = 37 x 4



■ **Suporte Raso Grande**
REF: TO23T1160
C x L x H (cm) = 22 x 19 x 2,5



■ **Prato de Bolo Grande S/ Pé**
REF: PJ58T1160
Ø x H (cm) = 33 x 2



■ **Tampa Bolo G Junco para PJ58**
REF: RG6
Ø x H (cm) = 30 x 18



■ **Xícara de Chá**
REF: PU59T1160
Ø x H (cm) = 15,5 x 10,5


COLEÇÃO
Oliveiras




■ **Ânfora Bia**
REF: JA19T1160
C x L x H (cm) = 16 x 22 x 26



■ **Colher Salada**
REF: PU384T1160
C x L x H (cm) = 24 x 10 x 2



■ **Garfo Salada**
REF: PU385T1160
C x L x H (cm) = 24 x 10 x 2




■ **Garrafa de Azeite Azeitona**
REF: PU525T1160
Ø x H (cm) = 7 x 16



■ **Tábua de Queijos**
REF: PJ67T1160
Ø x H (cm) = 34 x 3



■ **Tábua Pequena**
REF: PU46T1160
C x L x H (cm) = 19 x 14 x 1



■ **Porta-objetos Redondo**
REF: PU56T1160
Ø x H (cm) = 10 x 3




■ **Cachepot Azeitona**
REF: CP100T1160
Ø x H (cm) = 26 x 23



■ **Castiçal Azeitona Relevô**
REF: CA74T1160
Ø x H (cm) = 11 x 9



■ **Castiçal de Mesa Azeitona**
REF: CAR001
C x L x H (cm) = 33 x 28 x 20



Castiçal de Parede Azeitona
REF: CAR002
C x L x H (cm) = 22 x 8 x 35



COLEÇÃO
Rancho



■ **Prato de Jantar**
REF: PJ11T1153
Ø x H (cm) = 27 x 3



■ **Prato de Sobremesa**
REF: PJ13T1153
Ø x H (cm) = 20 x 3



■ **Sousplat**
REF: PL05T1153
Ø x H (cm) = 30 x 2



■ **Prato de Massa**
REF: PJ109T1153
Ø x H (cm) = 27.5 x 6.5



■ **Tigela Redonda Média**
REF: TI20T1153
Ø x H (cm) = 28 x 8



■ **Tigela Redonda Pequena**
REF: TI123T1153
Ø x H (cm) = 18 x 5



■ **Tigela Redonda Baixa Pequena**
REF: TI18T1153
Ø x H (cm) = 16 x 4,5



■ **Suporte Raso Grande**
REF: TO23T1153
C x L x H (cm) = 22 x 19 x 2,5



■ **Tigela Média**
REF: TI07T1153F
Ø x H (cm) = 22 x 10



■ **Tigela Média**
REF: T107T1153
Ø x H (cm) = 22 x 10



■ **Suporte de Junco para T107**
REF: RG3
Ø x H (cm) = 15 x 12



■ **Tigela Grande**
REF: T104T1153F
Ø x H (cm) = 30 x 13



■ **Tigela Grande**
REF: T104T1153
Ø x H (cm) = 30 x 13



■ **Suporte de Junco para T104**
REF: RG4
Ø x H (cm) = 31 x 16



■ **Travessa sem Alça Feijoadada Pequena**
REF: TO149T1153
C x L x H (cm) = 27 x 18 x 5



■ **Suporte de Junco para TO149**
REF: RG1
C x L x H (cm) = 30 x 23 x 8,5



■ **Travessa sem Alça Feijoadada Grande**
REF: TO148T1153
C x L x H (cm) = 34 x 23 x 5



■ **Suporte de Junco Para TO148**
REF: RG2
C x L x H (cm) = 37 x 27 x 7,5



■ **Terrina Redonda**
REF: T22T1153
Ø x H (cm) = 21 x 16



■ **Travessa Retangular Ana**
REF: TO123T1153
C x L x H (cm) = 12 x 25 x 2



■ **Farinheira**
REF: PU77T1153
Ø x H (cm) = 16 x 10



■ **Molheira Grande**
REF: PU138T1153
C x L x H (cm) = 21 x 8 x 11



■ **Galheta Grande para Azeite**
REF: PU135T1153
Ø x H (cm) = 9 x 23



■ **Galheteiro Ana**
REF: PU259T1153
C x L x H (cm) = 15 x 7 x 7



■ **Galinha Compoteira Média**
REF: AA57T1153
C x L x H (cm) = 22 x 16 x 16



■ **Galinha Compoteira Pequena**
REF: AA16T1153
C x L x H (cm) = 13 x 11 x 11



■ **Centro de Mesa Galinha**
REF: T10T1153
C x L x H (cm) = 38 x 19 x 20



■ **Prato Decorativo**
REF: PL02T1153
Ø x H (cm) = 37 x 4



■ **Panela Decorativa Grande**
REF: PU05T1153
Ø x H (cm) = 20 x 13



■ **Panela Decorativa Média**
REF: PU06T1153
Ø x H (cm) = 14 x 10



■ **Panela Decorativa Pequena**
REF: PU07T1153
Ø x H (cm) = 12 x 6



■ **Porta Ovo Quente**
REF: PU73T1153
C x L x H (cm) = 6,5 x 5 x 6



■ **Caneca**
REF: PU142T1153
Ø x H (cm) = 10 x 10



■ **Jarra Alta**
REF: JA15T1153
Ø x H (cm) = 14 x 21



■ **Cachepot Azeitona**
REF: CP100T1153
Ø x H (cm) = 26 x 23



■ **Castiçal Azeitona Relevô**
REF: CA74T14
Ø x H (cm) = 11 x 9


COLEÇÃO
Rancho



■ **Galo Grande**
REF: AA43T1153
C x L x H (cm) = 28 x 13 x 30



■ **Galinha Extra**
REF: AA42T1153
C x L x H (cm) = 24 x 13 x 27



■ **Galo Médio LS**
REF: AA39T1153
C x L x H (cm) = 11 x 6 x 18



■ **Galinha LS**
REF: AA40T1153
C x L x H (cm) = 9 x 3 x 15

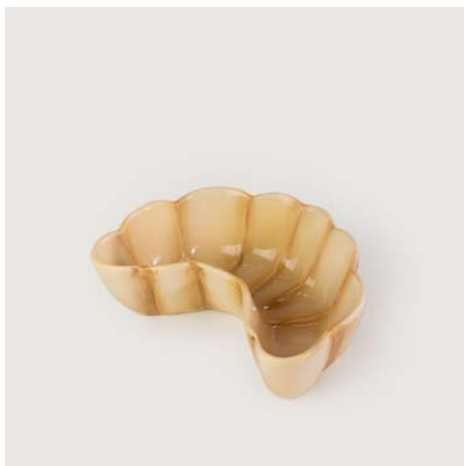


COLEÇÃO

Café de L'Amour



■ Prato de Sobremesa
REF: PJ13T1181
Ø x H (cm) = 20 x 3



■ Bowl Croissant
REF: TI161T1181
C x L x H (cm) = 19 x 16 x 7



■ Travessa Hotel Croissant
REF: TO162T1181
C x L x H (cm) = 27 x 18 x 6



■ Travessa Retangular Croissant
REF: TO163T1181
C x L x H (cm) = 25 x 13 x 4



■ Prato de Bolo Rendado
REF: PU360T1181
Ø x H (cm) = 26,5 x 11,5



■ Prato de Bolo Grande S/ Pé
REF: PJ58T1181
Ø x H (cm) = 33 x 2



■ Tampa Bolo de Junco Croissant
Gd.
REF: RG8
Ø x H (cm) = 30 x 20



■ Mini Porta-bolo com Pé Rendado
REF: PU359T1181
Ø x H (cm) = 17 x 6,5



■ Xícara de Chá
REF: PU59T1181
Ø x H (cm) = 15,5 x 10,5



■ **Bule Croissant**
REF: PU528T1181
C x L x H (cm) = 24 x 14 x 17



■ **Cremeira Bloomi**
REF: PU249T1181
C x L x H (cm) = 13 x 8 x 10



■ **Quejeira Croissant**
REF: PU531T1181
Ø x H (cm) = 20 x 18



■ **Manteigueira Croissant**
REF: PU530T1181
Ø x H (cm) = 15 x 10



■ **Açucareiro Croissant**
REF: PU529T1181
Ø x H (cm) = 9 x 13



■ **Porta-geléia Croissant**
REF: PU527T1181
C x L x H (cm) = 16 x 9 x 9



■ **Fruteira Oval com Pé Croissant**
REF: F77T1181
C x L x H (cm) = 33 x 23 x 16



■ **Pão de Forma**
REF: PU532T1181
C x L x H (cm) = 15.5 x 15 x 1,5



■ **Pão de Forma**
REF: PU532T1188
C x L x H (cm) = 15.5 x 15 x 1,5



■ Tampa Bolo de Junco Croissant Pq.
REF: RG7
Ø x H (cm) = 24 x 17



■ Porta-ovo Quente
REF: PU526T1180
C x L x H (cm) = 16 x 13 x 3



■ Prato Ovo Frito
REF: PJ155T1180
Ø x H (cm) = 20 x 1,5



■ Bandeja Oval
REF: PU533T1181
C x L x H (cm) = 34 x 25 x 2



■ Croissant
REF: DI170T1181
C x L x H (cm) = 10 x 5 x 4



■ Placa Oval
REF: DI38T1181
C x L x H (cm) = 35 x 2 x 25



■ Placa Oval
REF: DI38T1188
C x L x H (cm) = 35 x 2 x 25



■ Placa
REF: DI18T1181
C x L x H (cm) = 24,5 x 2 x 17



■ Plaquinha de Mesa
REF: DI136T1188
C x L x H (cm) = 10 x 5 x 15,5



■ **Plaquinha de Mesa**

REF: DI136T1181

C x L x H (cm) = 10 x 5 x 15,5



■ **Azulejo Numérico nº 1**

REF: DI37-1T1188


C x L x H (cm) = 14 x 7 x 1,5



■ **Azulejo Numérico nº 2**

REF: DI37-2T1188

C x L x H (cm) = 14 x 7 x 1,5



■ **Azulejo Numérico nº 4**

REF: DI37-4T1188

Azulejo Numérico nº 6



■ **Azulejo Numérico nº 5**

REF: DI37-5T1188



■ **Azulejo Numérico nº 6**

REF: DI37-6T1188



COLEÇÃO

Bonjour Bistro



■ Placa Oval

REF: DI38T1179

C x L x H (cm) = 35 x 2 x 25



■ Placa Oval

REF: DI38T1179

C x L x H (cm) = 35 x 2 x 25



■ Placa Oval

REF: DI38T1179

C x L x H (cm) = 35 x 2 x 25



■ Placa

REF: DI18T1179

C x L x H (cm) = 24,5 x 2 x 17



■ Placa

REF: DI18T1179

C x L x H (cm) = 24,5 x 2 x 17



■ Placa

REF: DI85T1179

C x L x H (cm) = 17 x 1 x 23




■ Placa

REF: DI85T1179

C x L x H (cm) = 17 x 1 x 23



COLEÇÃO
Gourmet Itália Verde



■ **Prato de Jantar**
REF: PJ11T1259
Ø x H (cm) = 27 x 3




■ **Sousplat**
REF: PL05T1259
Ø x H (cm) = 30 x 2



■ **Garrafa Azeite Relevô**
REF: PU369T1259
Ø x H (cm) = 7 x 16



■ **Jarra Bolinha**
REF: JD93T1259
Ø x H (cm) = 9 x 14




■ **Saleiro Marrocos**
REF: PU382T1259
Ø x H (cm) = 7 x 10



■ **Pote Molho Pesto**
REF: PU534T1259
Ø x H (cm) = 9,5 x 11



■ **Porta-queijo ralado**
REF: PU537T1259
C x L x H (cm) = 10,5 x 10 x 7,5



■ **Porta-guardanapo**
REF: PU43T1259
C x L x H (cm) = 7 x 3 x 3



■ **Suporte para Guardanapo Tomate**
REF: PU536T1259
C x L x H (cm) = 17 x 8 x 10

COLEÇÃO

Gourmet Itália Verde



■ **Porta-objetos Redondo**

REF: PU56T1259

Ø x H (cm) = 10 x 3

COLEÇÃO
Gourmet Itália Vermelho



■ **Prato de Jantar**
REF: PJ11T1260
Ø x H (cm) = 27 x 3



■ **Sousplat**
REF: PL05T1260
Ø x H (cm) = 30 x 2



■ **Travessa Itália**
REF: TO166T1260
C x L x H (cm) = 20 x 11,5 x 2



■ **Garrafa Azeite Relevo**
REF: PU369T1260
Ø x H (cm) = 7 x 16



■ **Jarra Bolinha**
REF: JD93T1260
Ø x H (cm) = 9 x 14



■ **Saleiro Marrocos**
REF: PU382T1260
Ø x H (cm) = 7 x 10



■ **Pote Molho Pesto**
REF: PU534T1260
Ø x H (cm) = 9,5 x 11




■ **Porta-queijo ralado**
REF: PU537T1260
C x L x H (cm) = 10,5 x 10 x 7,5



■ **Porta-guardanapo**
REF: PU43T1260
C x L x H (cm) = 7 x 3 x 3



■ **Suporte para Guardanapo Tomate**
REF: PU536T1260
C x L x H (cm) = 17 x 8 x 10



■ **Porta-objetos Redondo**
REF: PU56T1260
Ø x H (cm) = 10 x 3



COLEÇÃO

Tomato Relevo


Tomato Relevo



■ Apoio Ornamental Tomate

REF: PJ141T1257

Ø x H (cm) = 20 x 2,5



■ Bowl Tomate

REF: TI146T1257

C x L x H (cm) = 18,5 x 14 x 16



■ Terrina Abóbora

REF: T49T1257

Ø x H (cm) = 26 x 16,5



■ Terrina Tomate Pequena

REF: T62T1257

Ø x H (cm) = 15 x 11



■ Molheira Tomate

REF: PU538T1257


C x L x H (cm) = 18 x 10 x 9



■ Jarra Tomate

REF: JA41T1257

C x L x H (cm) = 18,5 x 14 x 16



■ Saleiro

REF: PU535T1257

Ø x H (cm) = 8 x 5



■ Cesto Topiaria

REF: DI179T1257

C x L x H (cm) = 26 x 20 x 21



■ Cachepot Tomate

REF: CP112T1257

Ø x H (cm) = 26 x 20



COLEÇÕES

Tomato Italiano Pasta & Cia



■ **Prato de Jantar**
REF: PJ11T1256
Ø x H (cm) = 27 x 3



■ **Prato de Massa**
REF: PJ109T1256
Ø x H (cm) = 27,5 x 6,5



■ **Suporte Raso Grande**
REF: TO23T1256
C x L x H (cm) = 22 x 19 x 2,5



■ **Escorredor**
REF: PU54T1256
Ø x H (cm) = 25 x 13



■ **Molheira Grande**
REF: PU138T1256
C x L x H (cm) = 21 x 8 x 11



■ **Galheta Grande para Azeite**
REF: PU135T1256
Ø x H (cm) = 9 x 23



■ **Garrafa de Azeite Azeitona**
REF: PU525T1256
Ø x H (cm) = 7 x 16



■ **Porta-queijo ralado**
REF: PU537T1256
C x L x H (cm) = 10,5 x 10 x 7,5




■ **Colher Salada**
REF: PU384T1256
C x L x H (cm) = 24 x 10 x 2


Tomato Italiano



■ **Garfo Salada**
REF: PU385T1256
C x L x H (cm) = 24 x 10 x 2



■ **Tábua Pequena**
REF: PU461T1256
C x L x H (cm) = 19 x 14 x 1



■ **Castiçal Azeitona Relevô**
REF: CA74T1256
Ø x H (cm) = 11 x 9

Pasta & Cia



■ **Prato de Massa**
REF: PJ109T1258
Ø x H (cm) = 27.5 x 6.5



■ **Tigela Redonda Média**
REF: T120T1258
Ø x H (cm) = 28 x 8



■ **Tigela Redonda Pequena**
REF: T1123T1258
Ø x H (cm) = 18 x 5



■ **Travessa Capri Média**
REF: TR02T1258
Ø x H (cm) = 35 x 8



PIZZA

COLEÇÕES

Pizzaiolo

Cantina Itália

COLEÇÃO
Pizzaiolo



■ **Prato de Jantar**
REF: PJ11T1262
Ø x H (cm) = 27 x 3



■ **Bowl Pequeno**
REF: TI05T1262
Ø x H (cm) = 12 x 5



■ **Tábua de Queijos**
REF: PJ67T1262
Ø x H (cm) = 34 x 3



■ **Fatia de Pizza**
REF: PU486T1262
C x L x H (cm) = 24,5 x 22,5 x 2

Cantina Itália



■ **Prato de Massa**
REF: PJ109T1264
Ø x H (cm) = 27,5 x 6,5



■ **Travessa Retangular Média**
REF: TO24T1264
C x L x H (cm) = 18,5 x 16 x 2



■ **Garrafa Azeite Relevô**
REF: PU369T1264
Ø x H (cm) = 7 x 16



COLEÇÕES

Caprese Relevo
Burrata Relevo
Salada Burrata

Caprese Relevo



■ **Tigela Redonda Tomate Relevo**
REF: TI147TI261
Ø x H (cm) = 25 x 7,5



■ **Travessa Tomate Relevo Média**
REF: TO140TI261
C x L x H (cm) = 28,5 x 18 x 9

Burrata Relevo



■ **Travessa Tomate Relevo Grande**
REF: TO139TI252
C x L x H (cm) = 31,5 x 20,5 x 4,5



■ **Travessa Tomate Relevo Pequena**
REF: TO141TI252
C x L x H (cm) = 19,5 x 8 x 2

Salada Burrata



■ **Prato de Jantar**
REF: PJ11TI263
Ø x H (cm) = 27 x 3



■ **Prato de Sobremesa**
REF: PJ13TI263
Ø x H (cm) = 20 x 3



■ **Prato de Frios Pequeno**
REF: PF08TI263
Ø x H (cm) = 25 x 45



COLEÇÃO
Parreira



■ **Prato de Jantar Relevo**
REF: PJ135T1246
Ø x H (cm) = 29 x 2,5




■ **Prato de Sobremesa Relevo**
REF: PJ136T1246
Ø x H (cm) = 21,5 x 2



■ **Sousplat Relevo Uva**
REF: PL31T1246
Ø x H (cm) = 31 x 3,5



■ **Sousplat Relevo Uva**
REF: PL31T1031
Ø x H (cm) = 31 x 3,5



■ **Bowl**
REF: TI02T1246
Ø x H (cm) = 15 x 7,5



■ **Bowl Uva**
REF: TI163T1246
C x L x H (cm) = 17 x 10 x 5



■ **Centro de Mesa Oval - sem travessa**
REF: T01T1246
C x L x H (cm) = 39 x 24 x 26



■ **Terrina Século XVIII**
REF: T08T1246
C x L x H (cm) = 22 x 16 x 11



■ **Apoio Oval Ornamental Médio**
REF: T013T1246
C x L x H (cm) = 44 x 34 x 7



■ **Travessa Redonda com Alça**
REF: TR03T1246
Ø x H (cm) = 40 x 5




■ **Travessa Capri Média**
REF: TR02T1246
Ø x H (cm) = 35 x 8



■ **Prato Bolo Relevado Uva**
REF: PU540T1246
Ø x H (cm) = 31 x 11



■ **Jarra Uva Relevado**
REF: JA45T1246
C x L x H (cm) = 22 x 13 x 21



■ **Caneca Relevado Uva**
REF: PU03T1246
C x L x H (cm) = 10 x 7,5 x 8



■ **Cachepot Português com Pé Uva**
REF: CP104T1246
Ø x H (cm) = 40 x 13



■ **Cachepot Relevado Uva**
REF: CP102T1246
Ø x H (cm) = 29 x 23



■ **Cachepot Italiano**
REF: CP103T1246
Ø x H (cm) = 29 x 23



■ **Jarra Alcobaça com Alça**
REF: JD128T1246
Ø x H (cm) = 28 x 39


COLEÇÃO
Parreira



■ **Jarra Maissen com Alça**
REF: JD129T1246
Ø x H (cm) = 30 x 33




■ **Bolsinha Uva Relevo**
REF: DI181T1246
C x L x H (cm) = 26 x 13 x 25



■ **Cesto com Uva**
REF: DI182T1246
C x L x H (cm) = 30 x 20 x 29



■ **Cesto com alça**
REF: DI183T1031
C x L x H (cm) = 30 x 18 x 29



■ **Frutas Tropicais Grande**
REF: DI22T1031
C x L x H (cm) = 30 x 14 x 13



COLEÇÃO
Florart



■ **Prato de Jantar**
REF: PJ11T1248
Ø x H (cm) = 27 x 3



■ **Prato de Sobremesa**
REF: PJ13T1248
Ø x H (cm) = 20 x 3



■ **Sousplat**
REF: PL05T1248
Ø x H (cm) = 30 x 2



■ **Prato de Jantar**
REF: PJ11T1245
Ø x H (cm) = 27 x 3



■ **Prato de Jantar**
REF: PJ11T1249
Ø x H (cm) = 27 x 3



■ **Prato de Sobremesa**
REF: PJ13T1250
Ø x H (cm) = 20 x 3



■ **Sousplat**
REF: PL05T1254
Ø x H (cm) = 30 x 2



■ **Bowl**
REF: TI02T1248
Ø x H (cm) = 15 x 7,5



■ **Tigela Redonda Baixa Pequena**
REF: TI18T1248A
Ø x H (cm) = 16 x 4,5



■ **Tigela Redonda Baixa Pequena**
REF: T118T1248B
Ø x H (cm) = 16 x 4,5



■ **Petisqueira Romântica**
REF: PU414T1249
Ø x H (cm) = 28 x 6



■ **Prato Fundo**
REF: PL04T1248
Ø x H (cm) = 33,5 x 4



■ **Travessa Oval Grande Rasa**
REF: TO01T1248
C x L x H (cm) = 38 x 27 x 4



■ **Travessa Oval Média Rasa**
REF: TO02T1248
C x L x H (cm) = 32 x 23 x 4



■ **Travessa Santa Catarina Média**
REF: TO03T1248
C x L x H (cm) = 29 x 22 x 4



■ **Centro de Mesa Oval - sem travessa**
REF: T01T1249
C x L x H (cm) = 39 x 24 x 26



■ **Apoio Oval Ornamental Médio**
REF: TO13T1249
C x L x H (cm) = 44 x 34 x 7



■ **Galheta Grande para Azeite**
REF: PU135T1249
Ø x H (cm) = 9 x 23



■ **Molheira Grande**
REF: PU138T1249
C x L x H (cm) = 21 x 8 x 11



■ **Fruteira Vista Alegre Grande**
REF: F09T1248
Ø x H (cm) = 24 x 22,5



■ **Fruteira Oval**
REF: F11T1248
C x L x H (cm) = 31 x 22 x 11,5



■ **Ânfora Bia**
REF: JA19T1249
C x L x H (cm) = 16 x 22 x 26



■ **Xícara de Chá**
REF: PU59T1245
Ø x H (cm) = 15,5 x 10,5




■ **Caneca Grande**
REF: PU55T1245
Ø x H (cm) = 7,5 x 19



■ **Açucareiro**
REF: PU347T1249
Ø x H (cm) = 8,5 x 11



■ **Queijeira**
REF: PU87T1249
Ø x H (cm) = 20 x 17



■ **Manteigueira**
REF: PU345T1249
Ø x H (cm) = 14,5 x 8



■ **Travessa Rasa Pequena**
REF: PU94T1248
C x L x H (cm) = 11 x 7,5 x 4,2



■ **Porta-guardanapo**
REF: PU43T1245
C x L x H (cm) = 7 x 3 x 3



■ **Castiçal Grande**
REF: CA02T1254
Ø x H (cm) = 12 x 23



■ **Castiçal Médio**
REF: CA03T1254
Ø x H (cm) = 11 x 16,5



■ **Jarro Decorativo**
REF: JD35T1249
Ø x H (cm) = 9 x 17



■ **Pote Romano**
REF: PT15T1254
Ø x H (cm) = 21 x 48



■ **Pote Alto**
REF: PT16T1254
Ø x H (cm) = 16 x 38



■ **Jarra Decorativa Alcobaça**
REF: JD04T1254
Ø x H (cm) = 23 x 38



■ **Jarra Decorativa Maissen**
REF: JD05T1254
Ø x H (cm) = 25 x 32



■ **Vaso Pequeno com Prato**
REF: VJ11T1250
Ø x H (cm) = 13 x 13



■ **Vaso Médio com Prato**
REF: VJ10T1250
Ø x H (cm) = 16 x 16



■ **Cacatua**
REF: AA33T1254
C x L x H (cm) = 15 x 11 x 35



■ **Cacatua Grande Fêmea**
REF: AA25T1254
C x L x H (cm) = 20 x 14 x 27,5



■ **Cacatua Grande Macho**
REF: AA24T1254
C x L x H (cm) = 17 x 18 x 29



■ **Pássaro Grande A**
REF: AA49AT1254
C x L x H (cm) = 16 x 8 x 21



■ **Pássaro Grande B**
REF: AA49BT1254
C x L x H (cm) = 16 x 8 x 21



■ **Papagaio Grande Lado A**
REF: AA48AT1254
C x L x H (cm) = 13 x 8 x 19



■ **Papagaio Grande Lado B**
REF: AA48BT1254
C x L x H (cm) = 13 x 8 x 19



■ **Pinha América Grande**
REF: PC06T1254
Ø x H (cm) = 17 x 30



■ **Pinha América Média**
REF: PC07T1254
Ø x H (cm) = 10 x 22



■ **Pinha Americana Pequena**
REF: PC08T1254
Ø x H (cm) = 7 x 18



COLEÇÃO


Amalfi com Limão



■ **Jarra Bolinha com Limão**
REF: JD123T1239
Ø x H (cm) = 8,5 x 8,5



■ **Copinho com Limão**
REF: PU514T1239
Ø x H (cm) = 10 x 8,5



■ **Adorno Parede limão**
REF: DI127T1239
Ø x H (cm) = 19 x 5,5



■ **Cesto Limão Frente**
REF: DI124T1239
C x L x H (cm) = 20 x 18 x 10



■ **Bolsinha limão relevo**
REF: DI125T1239
C x L x H (cm) = 27 x 14 x 26



COLEÇÃO
Amalfi



■ **Pote Redondo Novo Médio**
REF: PT81T1238
Ø x H (cm) = 12 x 16



■ **Pote Redondo Novo Pequeno**
REF: PT82T1238
Ø x H (cm) = 12 x 11



■ **Vaso Ana Luiza Pequeno**
REF: VJ188T1238
Ø x H (cm) = 16,5 x 21



■ **Cachepot**
REF: CP82T1238
Ø x H (cm) = 15 x 12,5



■ **Jarra Sinuosa Longa**
REF: JD107T1238
Ø x H (cm) = 11 x 14,5



■ **Jarra Sinuosa Curta**
REF: JD106T1238
Ø x H (cm) = 13 x 12



COLEÇÃO
Peixe Listras



■ **Prato de Jantar**
REF: PJ11T1242
Ø x H (cm) = 27 x 3



■ **Prato de Sobremesa**
REF: PJ13T1242
Ø x H (cm) = 20 x 3



■ **Sousplat**
REF: PL05T1242
Ø x H (cm) = 30 x 2



■ **Tigela Tanola**
REF: TI17T1242
Ø x H (cm) = 16 x 5



■ **Prato de Massa**
REF: PJ109T1242
Ø x H (cm) = 27.5 x 6.5



■ **Terrina Redonda**
REF: T22T1242
Ø x H (cm) = 21 x 16



■ **Prato Decorativo**
REF: PL02T1242
Ø x H (cm) = 37 x 4



■ **Travessa sem Alça Feijoad Grande**
REF: TO148T1242
C x L x H (cm) = 34 x 23 x 5



■ **Suporte de junco para TO148**
REF: IL05T1242
C x L x H (cm) = 37 x 27 x 6



■ **Travessa sem Alça Feijoadada Pequena**
REF: TO149T1242
C x L x H (cm) = 27 x 18 x 5



■ **Suporte de junco para TO149**
REF: IL04T1242
C x L x H (cm) = 28 x 21 x 5,5



■ **Bacia Americana com Junco**
REF: TI141T1242
C x L x H (cm) = 34 x 27 x 17



■ **Tigela Funda Media com Junco**
REF: TI143T1242
C x L x H (cm) = 19 x 12,5 x 15



■ **Lata Sardinha**
REF: PU539T1242
C x L x H (cm) = 12 x 8 x 6



COLEÇÃO

Coqueiro Listras



■ **Prato de Jantar**
REF: PJ11T1243
Ø x H (cm) = 27 x 3



■ **Prato de Sobremesa**
REF: PJ13T1243
Ø x H (cm) = 20 x 3



■ **Sousplat**
REF: PL05T1243
Ø x H (cm) = 30 x 2



■ **Tigela Tanola**
REF: TI17T1243
Ø x H (cm) = 16 x 5



■ **Prato de Massa**
REF: PJ109T1243
Ø x H (cm) = 27.5 x 6.5



■ **Prato Decorativo**
REF: PL06T1243
Ø x H (cm) = 43 x 5



■ **Travessa Redonda Grande com Junco**
REF: TR09T1243
Ø x H (cm) = 40 x 4



■ **Molheira Grande**
REF: PU138T1243
C x L x H (cm) = 21 x 8 x 11



■ **Galheta Grande para Azeite**
REF: PU135T1243
Ø x H (cm) = 9 x 23



■ **Jarra Alta**

REF: JA15T1243

Ø x H (cm) = 14 x 21



■ **Mug Ornamental Grande**

REF: PU54T1243

Ø x H (cm) = 7 x 6



■ **Jarra Decorativa Alcobaça**

REF: JD04T1243

Ø x H (cm) = 23 x 38



COLEÇÃO


Listra Azul



■ **Bowl Peixe Grande**
REF: AP19T1244
C x L x H (cm) = 21 x 14,5 x 6



■ **Bowl Peixe Médio**
REF: AP21T1244
C x L x H (cm) = 24 x 11,5 x 5



■ **Bowl Peixe Pequeno**
REF: AP20T1244
C x L x H (cm) = 13 x 9 x 4



■ **Apoio Ornamental Raso Peixe**
REF: AP22T1244
C x L x H (cm) = 24 x 12 x 1,5



■ **Suporte Raso Grande**
REF: TO23T1244
C x L x H (cm) = 22 x 19 x 2,5



■ **Travessa Retangular Média**
REF: TO24T1244
C x L x H (cm) = 18,5 x 16 x 2



■ **Garrafa Azeite Relevô**
REF: PU369T1244
Ø x H (cm) = 7 x 16



■ **Jarra Bolinha**
REF: JD93T1244
Ø x H (cm) = 9 x 14



■ **Jarra Garrafa Grande Frisada**
REF: JD59T1244
Ø x H (cm) = 12 x 32



■ Jarra Garrafa Pequena Frisada

REF: JD60T1244

Ø x H (cm) = 10 x 27



■ Vaso Frizado Grande

REF: VJ196T1244

Ø x H (cm) = 18 x 28



■ Vaso Frizado Médio

REF: VJ197T1244

Ø x H (cm) = 14 x 21



■ Cachepot Português Frisado

REF: CP51T1244

Ø x H (cm) = 42 x 15



■ Cachepot Itaipava Médio Frisado

REF: CP57T1244

Ø x H (cm) = 29 x 22



■ Abajur Médio

REF: AJ25T1244

Ø x H (cm) = 24 x 41

Cúpula em tecido

REF: CL4565



COLEÇÃO

Friso Azul

COLEÇÃO
Friso Azul



■ **Petisqueira Abacaxi**
REF: PU324AT1255
C x L x H (cm) = 19 x 10 x 4



■ **Petisqueira Abacaxi Pequena**
REF: PU408T1255
C x L x H (cm) = 18 x 11,5 x 2



■ **Jarra Abacaxi**
REF: JA33T1255
Ø x H (cm) = 13 x 18



■ **Compoteira Abacaxi**
REF: PU405T1255
Ø x H (cm) = 12 x 22



■ **Cachepot Orgânico Alto**
REF: CP107T1255




■ **Cachepot Orgânico Baixo**
REF: CP108T1255



■ **Difusor Abacaxi**
REF: DI107T1255
Ø x H (cm) = 7,5 x 12,5



■ **Castiçal Médio**
REF: CA58T1255
Ø x H (cm) = 16 x 21



■ **Castiçal Pequeno**
REF: CA59T1255
Ø x H (cm) = 15 x 11

COLEÇÃO

Friso Azul



■ **Abacaxi Decorativo**

REF: PU66T1255

C x L x H (cm) = 12 x 11 x 40

SHOWROOM

ITAIPAVA

Estrada União e Indústria, 10588
Petrópolis - RJ
Telefone - (24) 2232-2500

FÁBRICA

ITAIPAVA

Rua Sebastião Candido Pereira 657 -
Vila Constância
Petrópolis - RJ

SITE

www.ceramicaluizsalvador.com.br

CRÉDITOS

COORDENAÇÃO

Paula Accioly

REVISÃO

Priscila Mello

PROJETO GRÁFICO

[Amplamente](#)

FOTOS PRODUTOS

Caio Caldas

FOTOS AMBIENTES

Carla Azevedo

FOTOS FÁBRICA

Giselle Flissak

VENDAS

Carla - (24) 98100-4701
Daiani - (24) 98864-6722
Luciana - (24) 98866-2647
Rafaela - (24) 98869-7169
Priscila - (24) 99215-6201



COPYRIGHT 2024 - Cerâmica Luiz Salvador
A Cerâmica Luiz Salvador reserva-se o direito de
adicionar, excluir ou alterar informações e preços
constantemente neste catálogo sem aviso prévio.



DESTAQUE:
Fazenda Galinha



Algarve

19



Amalfitana

45



Colmeia

27



Costa Azul

77



Degrade

12



Esmalte Verde

39



Fazenda Galinha

5



Feijoada

63



Fiore

66



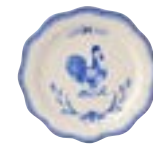
Fresh Garden

68



Frisadas

91



Galinha Azul

30



Hot Dog

25



Listras

86



Madalena

53



Mar

15



Milho

43



Pinhas

72



Pontal

10



Provence

37



Salinas Azul

81



Salinas Coral

84



Sicilia

48



St. Tropez

92



Tomate
Fresco

22



Toscano

58



Treliza
Limão

34

TRADIÇÃO E SOFISTICAÇÃO EM CERÂMICAS

Buscando a melhoria constante de seus produtos, mas sem perder a delicadeza da produção manual e artística, a Cerâmica Luiz Salvador por mais de 60 anos formou um talentoso grupo de artistas, treinados para produzir o típico “estilo” Luiz Salvador, em peças utilitárias e decorativas. Novos designs são incorporados e várias tendências de renomadas escolas ceramistas são assimiladas, criando uma profusão de cores e estilos que resultam em peças únicas.

No tableware, a Cerâmica Luiz Salvador se destaca transformando desde a louça do dia-a-dia até as peças personalizadas para ocasiões especiais em produtos singulares.



Tendo mais de 90 colaboradores na companhia, com destaque para o time de 30 talentosos artistas pintores, a fábrica está instalada em uma planta de 3.000m² dentro de uma área verde de 6.500m² na charmosa região de Itaipava – RJ. Lá são produzidos mensalmente mais de 30 mil peças de 1.500 modelos diferentes em mais de 40 padronagens.



A Cerâmica Luiz Salvador tem seu showroom no polo turístico e gastronômico de Itaipava, e é parada obrigatória para quem visita a região. Além disso, seus produtos encontram-se em lojas especializadas em decoração, louças e presentes nas principais capitais brasileiras e no exterior.



COLEÇÃO FAZENDA GALINHA





■ **Prato de Jantar**

REF: PJ11T991

Ø x H (cm) = 27 x 3



■ **Prato de Sobremesa**

REF: PJ13T991

Ø x H (cm) = 20 x 3



■ **Sousplat**

REF: PL05T998

Ø x H (cm) = 30 x 2



■ **Prato de Massa**

REF: PJ109T991

Ø x H (cm) = 27 x 6



■ **Bowl**

REF: TI02T991

Ø x H (cm) = 15 x 7,5



■ **Tigela Grande**

REF: TI04T991

Ø x H (cm) = 30 x 13



■ **Tigela Média**

REF: TI07T991

Ø x H (cm) = 22 x 10



■ **Travessa Capri Média**

REF: TR02T991

Ø x H (cm) = 33 x 7



■ **Travessa com Alça Grande**

REF: TO37T991

C x L x H (cm) = 37 x 23 x 5

COLEÇÃO
FAZENDA GALINHA



■ **Travessa com Alça Pequena**

REF: TO38T991

C x L x H (cm) = 30 x 18 x 5



■ **Suporte Raso Grande**

REF: TO23T991

C x L x H (cm) = 22 x 19 x 2,5



■ **Travessa Retangular Média**

REF: TO24T991

C x L x H (cm) = 18,5 x 16 x 2



■ **Prato de Frios Grande**

REF: PF04T991

Ø x H (cm) = 34 x 4



■ **Prato de Frios Pequeno**

REF: PF08T991

Ø x H (cm) = 23 x 3



■ **Terrina Redonda**

REF: T22T991

C x L x H (cm) = 26,5 x 21 x 15,5



■ **Centro de Mesa Galinha**

REF: T10T991

C x L x H (cm) = 38 x 19 x 20



■ **Jarra Alta**

REF: JA15T991

Ø x H (cm) = 14 x 21



■ **Mug**

REF: PU54T991

Ø x H (cm) = 7 x 6

COLEÇÃO
FAZENDA GALINHA



■ **Caneca**

REF: PU142T991
Ø x H (cm) = 10 x 10



■ **Galheta Grande**

REF: PU135T991
Ø x H (cm) = 10 x 22



■ **Galheteiro Ana**

REF: PU259T991
C x L x H (cm) = 15 x 7 x 7



■ **Vinagrete Grande**

REF: PU138T991
C x L x H (cm) = 21 x 8 x 11



■ **Panela Decorativa Grande**

REF: PU05T991
Ø x H (cm) = 20 x 13



■ **Panela Decorativa Média**

REF: PU06T991
Ø x H (cm) = 14 x 10



■ **Galinha Compoteira Média**

REF: AA57T991
C x L x H (cm) = 22 x 16 x 16



■ **Galinha Compoteira Pequena**

REF: AA16T991
C x L x H (cm) = 13 X 11 X 11



■ **Pintinho Porta Ovo**

REF: PU132T991
C x L x H (cm) = 9 X 6 X 6

COLEÇÃO
FAZENDA GALINHA



■ Porta Ovo Quente

REF: PU73T991

C x L x H (cm) = 6,5 X 5 X 6



■ Galinha Extra

REF: AA42T991

C x L x H (cm) = 24 x 13 x 27



■ Galo Grande

REF: AA43T991

C x L x H (cm) = 28 x 13 x 30



■ Galo Médio LS

REF: AA39T991

C x L x H (cm) = 11 x 6 x 18



■ Galinha LS

REF: AA40T991

C x L x H (cm) = 9 X 3 X 15



■ Legume Milho

REF: DI23MT991

C x L x H (cm) = 25 x 11 x 11



COLEÇÕES PONTAL





■ **Prato de Jantar Peixe Relevô**

REF: PJ84T957
Ø x H (cm) = 28 x 2



■ **Prato de Sobremesa Peixe Relevô**

REF: PJ85T957
Ø x H (cm) = 22 x 1




■ **Tigela Peixe Relevô**

REF: TI93T957
Ø x H (cm) = 18 x 6



■ **Prato Fundo Grande Peixe Relevô**

REF: PL26T957
Ø x H (cm) = 44 x 4



■ **Prato Fundo Médio Peixe Relevô**

REF: PL28T957
Ø x H (cm) = 34 x 4



■ **Prato de Jantar Mar Relevô**

REF: PJ88T957
Ø x H (cm) = 29,5 x 2




■ **Prato de Sobremesa Mar Relevô**

REF: PJ89T957
Ø x H (cm) = 23,5 x 1,5



COLEÇÃO
DEGRADE





■ **Peixe Redondo Grande**

● REF: AP06T974
● REF: AP06T966
Ø x H (cm) = 27,5 x 2,5



■ **Peixe Redondo Médio**

● REF: AP07T974
● REF: AP07T966
Ø x H (cm) = 20,5 x 2



■ **Peixe Médio**

● REF: AP10T974
● REF: AP10T966
C x L x H (cm) = 45 x 23 x 7



■ **Peixe Novo**

● REF: AP15T974
● REF: AP15T966
C x L x H (cm) = 36 X 22 X 2



■ **Peixe Pequeno**

● REF: AP08T974
● REF: AP08T966
C x L x H (cm) = 15 x 13 x 2



■ **Peixe Fundo**

● REF: AP14T974
● REF: AP14T966
C x L x H (cm) = 17 x 10 x 4



■ **Estrela Média**

● REF: AP16T974
● REF: AP16T966
Ø x H (cm) = 15 X 4



■ **Estrela Pequena**

● REF: AP17T974
● REF: AP17T966
Ø x H (cm) = 11 X 3



■ **Conchinha**

● REF: AP18T974
● REF: AP18T966
Ø x H (cm) = 15 X 4

COLEÇÃO
DEGRADE



■ **Peixe**

● REF: T23T974

● REF: T23T966

C x L x H (cm) = 30 x 24 x 14



■ **Descanso Peixe**

● REF: PU386T974

● REF: PU386T966

C x L x H (cm) = 28 x 15 x 1,5



■ **Siri Grande**

● REF: PU08T974

● REF: PU08T966

C x L x H (cm) = 23 X 21 X 9



COLEÇÃO
MAR





Peixe Médio

- REF: AP10T525
- REF: AP10B33
- REF: AP10T157
- REF: AP10T441
- REF: AP10T489

C x L x H (cm) = 23 x 45 x 7



Peixe Fundo

- REF: AP14T525
- REF: AP14B33
- REF: AP14T157
- REF: AP14T441
- REF: AP14T489

C x L x H (cm) = 17 x 10 x 4



Peixe Novo

- REF: AP15T525
- REF: AP15B33
- REF: AP15T157
- REF: AP15T441
- REF: AP15T489

C x L x H (cm) = 36 x 22 x 2



Estrela Média

- REF: AP16T525
- REF: AP16B33
- REF: AP16T157
- REF: AP16T441
- REF: AP16T489

C x L x H (cm) = 15 x 15 x 4



Estrela Pequena

- REF: AP17T525
- REF: AP17B33
- REF: AP17T157
- REF: AP17T441
- REF: AP17T489

C x L x H (cm) = 11 x 11 x 3



Conchinha

- REF: AP18T525
- REF: AP18B33
- REF: AP18T157
- REF: AP18T441
- REF: AP18T489

Ø x H (cm) = 15 x 4



Bowl Peixe grande

- REF: AP19T525
- REF: AP19B33
- REF: AP19T157
- REF: AP19T441
- REF: AP19T489

C x L x H (cm) = 21 x 14 x 6



Bowl Peixe Pequeno

- REF: AP20T525
- REF: AP20B33
- REF: AP20T157
- REF: AP20T441
- REF: AP20T489

C x L x H (cm) = 13 x 9 x 4



Estrela do Mar

- REF: DI91T525
- REF: DI91B33
- REF: DI91T157
- REF: DI91T441
- REF: DI91T489

C x L x H (cm) = 20 x 20 x 4



Concha

- REF: DI92T525
- REF: DI92B33
- REF: DI92T157
- REF: DI92T441
- REF: DI92T489

C x L x H (cm) = 11 x 15 x 6



Caramujo

- REF: DI93T525
- REF: DI93B33
- REF: DI93T157
- REF: DI93T441
- REF: DI93T489

C x L x H (cm) = 10 x 22 x 5



- REF: PU09T525
- REF: PU09B33
- REF: PU09T157
- REF: PU09T441
- REF: PU09T489

C x L x H (cm) = 10 x 9 x 4



Siri Grande

- REF: PU08T525
- REF: PU08B33
- REF: PU08T157
- REF: PU08T441
- REF: PU08T489

C x L x H (cm) = 23 X 21 X 9



Siri Pequeno Casquinha


- REF: PU10T525
- REF: PU10B33
- REF: PU10T157
- REF: PU10T441
- REF: PU10T489

C x L x H (cm) = 5 x 13 x 3



- REF: PU348T525
- REF: PU348B33
- REF: PU348T157
- REF: PU348T441
- REF: PU348T489

C x L x H (cm) = 12 x 8 x 13,5



Saboneteira Peixe

- REF: PU349T525
- REF: PU349B33
- REF: PU349T157
- REF: PU349T441
- REF: PU349T489

C x L x H (cm) = 16 x 13 x 4



Mug Pitu

- REF: PU377T525
- REF: PU377TB33
- REF: PU377T157
- REF: PU377T441
- REF: PU377T489

Ø x H (cm) = 10 x 12



Barco Grande

- REF: PU378T525
- REF: PU378B33
- REF: PU378T157
- REF: PU378T441
- REF: PU378T489

C x L x H (cm) = 23 x 11 x 6



■ **Barco Pequeno**

- REF: PU379T525
 - REF: PU379B33
 - REF: PU379T157
 - REF: PU379T441
 - REF: PU379T489
- C x L x H (cm) = 19 x 9 x 5



-
- REF: PU386T525
 - REF: PU386B33
 - REF: PU386T157
 - REF: PU386T441
 - REF: PU386T489
- C x L x H (cm) = 29x 16 x 2



-
- REF: T23T525
 - REF: T23B33
 - REF: T23T157
 - REF: T23T441
 - REF: T23T489
- C x L x H (cm) = 24 x 30 x 12




■ **Travessa Lagosta**

- REF: TO125T525
 - REF: TO125B33
 - REF: TO125T157
 - REF: TO125T441
 - REF: TO125T489
- C x L x H (cm) = 22,5 x 15 x 2,3



COLEÇÃO
ALGARVE






■ **Prato de Jantar**

REF: PJ11T948

Ø x H (cm) = 27 x 3



■ **Prato de Sobremesa**

REF: PJ13T948

Ø x H (cm) = 20 x 3



■ **Bowl**

REF: TI02T948

Ø x H (cm) = 15 x 7,5



■ **Xícara de Chá**

REF: PU447T948

Ø x H (cm) = 8,5 x 7,5



■ **Xícara de Café**

REF: PU448T948

Ø x H (cm) = 6,5 x 5



■ **Travessa Capri Média**

REF: TR02T948

Ø x H (cm) = 33 x 7



■ **Apoio Oval Ornamental Médio**

REF: TO13T948

C x L x H (cm) = 44 x 34 x 7



■ **Travessa Oval Grande Rasa**

REF: TO01T948

C x L x H (cm) = 38 x 27 x 4



■ **Travessa Oval Média Rasa**

REF: TO02T948

C x L x H (cm) = 32 x 23 x 4



■ **Centro de Mesa Oval**

REF: T01T948

C x L x H (cm) = 40 x 26 x 27



■ **Terrina Com Travessa**

REF: T51T948

C x L x H (cm) = 28 x 21 x 17



COLEÇÃO
TOMATE FRESCO



COLEÇÃO
TOMATE FRESCO



■ **Tigela Redonda Tomate Relevo**

REF: TI147T14

Ø x H (cm) = 25 x 7,5



■ **Travessa Tomate Relevo Grande**

REF: TO139T14

C x L x H (cm) = 31,5 x 20,5 x 4,5



■ **Travessa Tomate Relevo Média**

REF: TO140T14

C x L x H (cm) = 28,5 x 18 x 9



■ **Travessa Tomate Relevo Pequena**

REF: TO141T14

C x L x H (cm) = 19,5 x 8 x 2



■ **Bowl Tomate**

REF: TI146T14

C x L x H (cm) = 18,5 x 14 x 16



■ **Apoio Ornamental Tomate**

REF: PJ141T14

Ø x H (cm) = 20 x 2,5



■ **Terrina Abóbora**

REF: T49T14

Ø x H (cm) = 26 x 16,5



■ **Jarra Tomate**

REF: JA41T14

C x L x H (cm) = 18,5 x 14 x 16



■ **Saleiro**

REF: PU346T14

Ø x H (cm) = 8 x 6

COLEÇÃO
TOMATE FRESCO



■ **Tomate**

REF: DI23TT14

Ø x H (cm) = 17,5 x 12





COLEÇÃO
HOT DOG



COLEÇÃO
HOT DOG



■ **Tigela de Massa Redonda Grande**

REF: T137T428
Ø x H (cm) = 30 x 7



■ **Tigela Grande**

REF: T104T428
Ø x H (cm) = 27 x 11.5



■ **Tigela Média**

REF: T107T428
Ø x H (cm) = 22 x 10



■ **Terrina Redonda**

REF: T22T428
C x L x H (cm) = 26.5 x 21 x 15.5



■ **Travessa Retangular Média**

REF: TO24T428
C x L (cm) = 18 x 15.5



■ **Travessa Retangular Pequena**

REF: TO25T428
C x L (cm) = 15.5 x 13



■ **Travessa Individual**

REF: TO27T428
C x L x H (cm) = 23 x 11 x 3



■ **Porta Guardanapo**

REF: PU69T428
C x L x H (cm) = 16 x 5 x 9



COLEÇÃO
COLMEIA





■ **Prato de Jantar**

REF: PJ11T887
Ø x H (cm) = 27 x 3



■ **Prato de Sobremesa**

REF: PJ13T887
Ø x H (cm) = 20 x 3



■ **Tigela Tanola**

REF: TI17T887
Ø x H (cm) = 16 x 5



■ **Bowl**

REF: TI02T887
Ø x H (cm) = 15 x 7,5



■ **Travessa Redonda Pequena**

REF: TO118T887
Ø x H (cm) = 13 x 3



■ **Xícara de Chá**

REF: PU447T887
Ø x H (cm) = 8,5 x 7,5



■ **Prato de Bolo Decorativo Rendado**

REF: PU360T887
Ø x H (cm) = 26,5 x 11,5



■ **Travessa com Alça**

REF: TO35T887
C x L x H (cm) = 25 x 17 x 3



■ **Pote de Mel**

REF: PU300T887
Ø x H (cm) = 9,5 x 10

COLEÇÃO
COLMEIA



■ **Moringa Decorativa**

REF: PU298T887

Ø x H (cm) = 11 x 17





COLEÇÃO GALINHA AZUL



COLEÇÃO
GALINHA AZUL



■ **Prato de Jantar Ondulado**

REF: PJ120T881
Ø x H (cm) = 27 x 2



■ **Prato de Sobremesa Ondulado**

REF: PJ121T881
Ø x H (cm) = 22 x 2



■ **Bowl Paris**

REF: TI51T881
Ø x H (cm) = 17 x 5



■ **Tigela Redonda Média**

REF: TI20T881
Ø x H (cm) = 28 x 7



■ **Tigela Redonda Pequena**

REF: TI123T881
Ø x H (cm) = 18 x 5



■ **Galheteiro Galinha**

REF: PU259T881
C x L x H (cm) = 15 x 7 x 9



■ **Galinha LS**

REF: AA40T881
C x L x H (cm) = 9 x 6 x 15



■ **Galo Médio LS**

REF: AA39T881
C x L x H (cm) = 11 x 6 x 18



■ **Galo Grande**

REF: AA43T881
C x L x H (cm) = 28 x 13 x 30

COLEÇÃO
GALINHA AZUL



■ **Panela Decorativa Grande**

REF: PU05T881
Ø x H (cm) = 20 x 13



■ **Panela Decorativa Média**

REF: PU06T881
Ø x H (cm) = 14 x 10



■ **Panela Decorativa Pequena**

REF: PU07T881
Ø x H (cm) = 12 x 6



■ **Galinha Compoteira Média**

REF: AA57T881
C x L x H (cm) = 22 x 16 x 16



■ **Galinha Compoteira Pequena**

REF: AA16T881
C x L x H (cm) = 13 x 10 x 9



■ **Pintinho Porta Ovo**

REF: PU132T881
C x L x H (cm) = 9 x 6 x 6



■ **Porta Ovo Quente**

REF: PU73T881
Ø x H (cm) = 5 x 6



■ **Caneca LS**

REF: PU142T881
Ø x H (cm) = 10 x 10



■ **Jarra**

REF: JA02T881
Ø x H (cm) = 13 x 16

COLEÇÃO
GALINHA AZUL



■ **Moringa**

REF: PU298T881
Ø x H (cm) = 11 x 17



■ **Centro de Mesa Galinha**

REF: T10T881
C x L x H (cm) = 38 x 19 x 20



■ **Galinha Extra**

REF: AA42T881
C x L x H (cm) = 24 x 13 x 27





COLEÇÃO
TRELIÇA LIMÃO



COLEÇÃO
TRELIÇA LIMÃO



■ **Prato de jantar Treliça**

REF: PJ118T789
Ø x H (cm) = 27 x 3



■ **Prato de Sobremesa Treliça**

REF: PJ119T789
Ø x H (cm) = 20 x 3



■ **Tigela Funda Bambú**

REF: TI129T789
Ø x H (cm) = 21 x 9
REF: TI128T789
Ø x H (cm) = 14 x 7,5



■ **Tigela Folha Nova Grande**

REF: TI126T789
C x L x H (cm) = 30 x 27 x 11



■ **Tigela Folha Nova Pequena**

REF: TI127T789
C x L x H (cm) = 20,5 x 19 x 6,5



■ **Prato de Bolo Grande**

REF: PU327T789
Ø x H (cm) = 30 x 11



■ **Prato de Bolo Pequeno**

REF: PU328T789
Ø x H (cm) = 25 x 11



■ **Terrina Oval Relevô**

REF: T59T789
C x L x H (cm) = 40 x 25 x 17



■ **Jarra de Água Bambú**

REF: JA36T789
C x L x H (cm) = 22 x 14 x 20,5

COLEÇÃO
TRELIÇA LIMÃO



■ **Fruteira Coluna Grande**

REF: F56LT789
Ø x H (cm) = 25 x 45



■ **Fruteira Coluna Média**

REF: F58LT789
Ø x H (cm) = 22 x 33



■ **Fruteira Coluna Pequena**

REF: F59LT789
Ø x H (cm) = 19 x 28



■ **Fruteira Média**

REF: F44T789
Ø x H (cm) = 20 x 20



■ **Fruteira Nova Baixa**

REF: F69T789
Ø x H (cm) = 25 x 14



■ **Fruteira Oval com Pé**

REF: F41T789
C x L x H (cm) = 34 x 24 x 12



■ **Cesto Limão Relevo**

REF: DI123T789
C x L x H (cm) = 26 x 21 x 20



■ **Travessa Folha com Limão**

REF: TO132T789
C x L x H (cm) = 48 x 26 x 5



COLEÇÃO
PROVENCE



COLEÇÃO
PROVENCE



■ **Prato de Jantar**

REF: PJ11T636
Ø x H (cm) = 27 x 3



■ **Prato de Sobremesa**

REF: PJ13T636
Ø x H (cm) = 20 x 3



■ **Bowl**

REF: T102T636
Ø x H (cm) = 15 x 7



■ **Xícara de Chá**

REF: PU59T636
Ø x H (cm) = 15,5 x 10,5



■ **Xícara de Café**

REF: PU60T636
Ø x H (cm) = 12,5 x 7



COLEÇÃO
ESMALTE VERDE



COLEÇÃO
ESMALTE VERDE



■ Prato de Jantar Folha

REF: PJ33T843
Ø x H (cm) = 23 x 2



■ Sousplat Folha Verde

REF: PL23T843
Ø x H (cm) = 32 x 3



■ Tigela Folha Grande

REF: TI14T843
Ø x H (cm) = 32 x 9




■ Tigela Folha Pequena

REF: TI15T843
Ø x H (cm) = 22 x 6



■ Folha Nova Grande

REF: TI112T843
C x L x H (cm) = 30 x 26 x 10



■ Folha Nova Pequena

REF: TI113T843
C x L x H (cm) = 22 x 18 x 4



■ Folha Mini Parreira

REF: PU273T843
Ø x H (cm) = 12 x 3



■ Xícara de Café Folha

REF: PU371T843
Ø x H (cm) = 19 x 28



■ Terrina Folha Grande

REF: T53T843
Ø x H (cm) = 26 x 17

COLEÇÃO
ESMALTE VERDE



■ Terrina Folha Pequena

REF: T54T843

Ø x H (cm) = 20 x 14



■ Galheteiro Folha

REF: PU363T843

C x L x H (cm) = 22 x 11 x 14



■ Petisqueira Folha Grande

REF: PF09T843

Ø x H (cm) = 33 x 7



■ Petisqueira Folha Pequena

REF: PF10T843

Ø x H (cm) = 12 x 3



■ Jarra Abacaxi

REF: JA33T843

Ø x H (cm) = 10 x 15



■ Jarra Cacatua

REF: JA37T843

Ø x H (cm) = 17 x 26,5



■ Castiçal Gaiola

REF: CA33T843

Ø x H (cm) = 10 x 14



■ Castiçal Vazado

REF: CA34T843

Ø x H (cm) = 9 x 8



■ Castiçal Coqueiro Grande

REF: CA57T843

Ø x H (cm) = 15 x 29

COLEÇÃO
ESMALTE VERDE



■ Castiçal Coqueiro Médio

REF: CA58T843
Ø x H (cm) = 15 x 19



■ Castiçal Coqueiro Pequeno

REF: CA59T843
Ø x H (cm) = 15 x 11



■ Papagaio Grande A

REF: AA48AT843
Ø x H (cm) = 11 x 20



■ Papagaio Grande B

REF: AA48BT843
Ø x H (cm) = 11 x 20



■ Pássaro Grande A

REF: AA49AT843
Ø x H (cm) = 17 x 22



■ Pássaro Grande B

REF: AA49BT843
Ø x H (cm) = 17 x 22



■ Pássaros Pequenos

REF: AA50T843
C x L x H (cm) = 14 x 10 x 10



■ Beija Flor

REF: AA41T843
Ø x H (cm) = 8 x 13



■ Suporte para Guardanapo Argola

REF: PU43T843
C x L x H (cm) = 7 x 3 x 3



COLEÇÃO MILHO





■ **Travessa Milho 1 div.**

REF: PU30T14

C x L x H (cm) = 18 x 8 x 3



■ **Travessa Milho 3 div.**

REF: PU29T14

C x L x H (cm) = 21 x 18 x 3



■ **Travessa Milho 6 div.**

REF: PU28T14

C x L x H (cm) = 38 x 18 x 3



■ **Copo Decorativo Milho**

REF: PU362T14

Ø x H (cm) = 9 x 9



■ **Jarra Decorativa Milho**

REF: JA34T14

Ø x H (cm) = 14 x 28



COLEÇÃO
AMALFITANA



COLEÇÃO
AMALFITANA



■ **Prato de jantar**

REF: PJ11T434
Ø x H (cm) = 27 x 3



■ **Prato de Sobremesa**

REF: PJ13T434
Ø x H (cm) = 20 x 3



■ **Sousplat**

REF: PL05T434
Ø x H (cm) = 30 x 2



■ **Tigela Redonda Pequena**

REF: TI123T434
Ø x H (cm) = 18 x 5



■ **Bowl**

REF: TI02T434
Ø x H (cm) = 15 x 7



■ **Tigela Grande**

REF: TI04T434
Ø x H (cm) = 27 x 11,5



■ **Prato Decorativo**

REF: PL02T434
Ø x H (cm) = 37 x 4



■ **Travessa Capri Média**

REF: TR02T434
Ø x H (cm) = 33 x 7



■ **Tigela Redonda Média**

REF: TI20T434
Ø x H (cm) = 28 x 7

COLEÇÃO
AMALFITANA



■ **Xícara de Chá**

REF: PU59T434

Ø x H (cm) = 15,5 x 10,5



■ **Xícara de Café**

REF: PU60T434

Ø x H (cm) = 12,5 x 7



■ **Açucareiro**

REF: PU347T734

Ø x H (cm) = 8,5 x 11



■ **Jarra Alta Pequena**

REF: JA16T434

Ø x H (cm) = 12 x 17



■ **Pote Redondo Decorativo Grande**

REF: PT74T434

Ø x H (cm) = 26 x 33



■ **Garrafa Decorativa Média**

REF: JD13T434

Ø x H (cm) = 10 x 23



■ **Garrafa Decorativa Grande**

REF: JD12T434

Ø x H (cm) = 12 x 30



■ **Terrina Redonda**

REF: T22T434

C x L x H (cm) = 26,5 x 21 x 16



COLEÇÃO SICÍLIA





■ Prato de jantar

REF: PJ11T435
Ø x H (cm) = 27 x 3



■ Prato de Sobremesa

REF: PJ13T435
Ø x H (cm) = 20 x 3



■ Sousplat

REF: PL05T435
Ø x H (cm) = 30 x 2



■ Bowl

REF: TI02T435
Ø x H (cm) = 15 x 7,5



■ Tigela Média

REF: TI07T435
Ø x H (cm) = 22 x 10



■ Travessa Moderna Funda

REF: TO40T435
C x L x H (cm) = 29 x 29 x 10



■ Travessa Moderna

REF: TO39T435
C x L x H (cm) = 44 x 30 x 6



■ Terrina Oval com Prato

REF: T51T435
C x L x H (cm) = 28 x 21 x 17



■ Mantegueira

REF: PU345T453
Ø x H (cm) = 14,5 x 8



■ **Queijeira**

REF: PU87T435
Ø x H (cm) = 20 x 17



■ **Xícara de Chá**

REF: PU59T435
Ø x H (cm) = 15,5 x 10,5



■ **Xícara de Café**

REF: PU60T435
Ø x H (cm) = 12,5 x 7



■ **Açucareiro**

REF: PU347T435
Ø x H (cm) = 8,5 x 11



■ **Porta-objetos Redondo**

REF: PU56T435
Ø x H (cm) = 10 x 3



■ **Pote Farmácia Médio**

REF: PT22T435
Ø x H (cm) = 13 x 27



■ **Pote Farmácia Pequeno**

REF: PT23T435
Ø x H (cm) = 19 x 20



■ **Saboneteira Oval**

REF: PU72T435
C x L (cm) = 13 x 9



■ **Saboneteira Retangular**

REF: PU128T435
C x L x H (cm) = 12 x 9 x 3



■ **Pote Banheiro Grande com Tampa**

REF: PU125T435
Ø x H (cm) = 10 x 15



■ **Pote Banheiro Médio com Tampa**

REF: PU126T435
Ø x H (cm) = 10 x 12



■ **Pote Banheiro Pequeno com Tampa**

REF: PU127T435
Ø x H (cm) = 10 x 8



■ **Prato Decorativo Grande**

REF: PL06T435
Ø x H (cm) = 43 x 5



■ **Bandeja Retangular**

REF: TO35T435
C x L x H (cm) = 25 x 17 x 3



■ **Fruteira com Pé Lisa**

REF: F67T435
Ø x H (cm) = 25 x 12



■ **Floreira Oval Grande**

REF: DI68T435
C x L x H (cm) = 44 x 29 x 17



■ **Pote Decorativo Grande**

REF: PT10T435
Ø x H (cm) = 23 x 29



■ **Pote Decorativo Pequeno**

REF: PT11T435
Ø x H (cm) = 15 x 21



■ **Abajur Médio**

REF: AJ25T435

Ø x H (cm) = 25 x 34





COLEÇÃO MADALENA





■ **Prato de jantar**

REF: PJ11T34
Ø x H (cm) = 27 x 3



■ **Prato de Sobremesa**

REF: PJ13T34
Ø x H (cm) = 20 x 3



■ **Sousplat**

REF: PL05T34
Ø x H (cm) = 30 x 2



■ **Bowl**

REF: TI02T34
Ø x H (cm) = 15 x 7,5



■ **Apoio Oval Ornamental Médio**

REF: TO13T34
C x L x H (cm) = 43 x 34 x 7



■ **Travessa Redonda com Alça**

REF: TR03T34
Ø x H (cm) = 40 x 6



■ **Prato de Frios Grande**

REF: PFO4T34
Ø x H (cm) = 34 x 4



■ **Centro de Mesa Oval**

REF: TO1T34
C x L x H (cm) = 40 x 26 x 27



■ **Bule**

REF: PU115T34
Ø x H (cm) = 14 x 15




■ Açucareiro

REF: PU347T34
Ø x H (cm) = 8,5 x 11



■ Xícara de Chá

REF: PU59T34
Ø x H (cm) = 15,5 x 10,5



■ Xícara de Café

REF: PU60T34
Ø x H (cm) = 12,5 x 7



■ Pote Banheiro Grande com Tampa

REF: PU125T34
Ø x H (cm) = 10 x 15



■ Pote Banheiro Médio com Tampa

REF: PU126T34
Ø x H (cm) = 10 x 12



■ Pote Banheiro Pequeno com Tampa

REF: PU127T34
Ø x H (cm) = 10 x 8




■ Pote Farmácia Médio

REF: PT22T34
Ø x H (cm) = 13 x 27



■ Pote Farmácia Pequeno

REF: PT23T34
Ø x H (cm) = 19 x 20



■ Saboneteira Retangular

REF: PU128T34
C x L x H (cm) = 12 x 9 x 3



■ **Cachepot Bola Grande**

REF: CP08T34
Ø x H (cm) = 27 x 17



■ **Cachepot Bola Médio**

REF: CP09T34
Ø x H (cm) = 23 x 15



■ **Fruteira Cesto com Alça**

REF: F13T34
C x L x H (cm) = 28 x 15 x 8



■ **Prato Decorativo**

REF: PL06T34
Ø x H (cm) = 43 x 5



■ **Bandeja Retangular**

REF: TO35T34
C x L x H (cm) = 25 x 17 x 3



■ **Pote Decorativo Pequeno**

REF: PT11T34
Ø x H (cm) = 15 x 21



■ **Pote Decorativo Grande**

REF: PT10T34
Ø x H (cm) = 23 x 29



■ **Jarra Decorativa Maissen**

REF: JD05T34
Ø x H (cm) = 25 x 32



■ **Jarra Decorativa Alcobaça**

REF: JD04T34
Ø x H (cm) = 23 x 38

COLEÇÃO
MADALENA



■ **Abajur Médio**

REF: AJ25T34

Ø x H (cm) = 25 x 34






COLEÇÃO TOSCANO





■ **Prato de jantar**

REF: PJ11T59
Ø x H (cm) = 27 x 3



■ **Prato de Sobremesa**

REF: PJ13T59
Ø x H (cm) = 20 x 3



■ **Sousplat**

REF: PL05T59
Ø x H (cm) = 30 x 2



■ **Bowl**

REF: TI02T59
Ø x H (cm) = 15 x 7,5



■ **Apoio Oitavado Médio**

REF: TC02T59
C x L x H (cm) = 29 x 23 x 4



■ **Travessa Capri Média**

REF: TR02T59
Ø x H (cm) = 33 x 7



■ **Cachepot Redondo Baixo Médio**

REF: CP79T59
Ø x H (cm) = 34 x 13



■ **Terrina Coimbra Grande c/ Travessa**

REF: T06T59
C x L x H (cm) = 29 x 23 x 20



■ **Jarra de Água Grande**

REF: JA15T59
Ø x H (cm) = 14 x 21



■ Açucareiro

REF: PU347T59
Ø x H (cm) = 8,5 x 11



■ Xícara de Chá

REF: PU59T59
Ø x H (cm) = 15,5 x 10,5



■ Xícara de Café

REF: PU60T59
Ø x H (cm) = 12,5 x 7



■ Mantegueira

REF: PU345T59
Ø x H (cm) = 15 x 8



■ Queijeira

REF: PU87T59
Ø x H (cm) = 20 x 17



■ Travessa Retangular Lisa

REF: TO30T59
C x L x H (cm) = 38 x 15 x 3



■ Travessa com Alça

REF: TO35T59
C x L x H (cm) = 25 x 17 x 3



■ Pote Farmácia Médio

REF: PT22T59
Ø x H (cm) = 13 x 27



■ Pote Farmácia Pequeno

REF: PT23T59
Ø x H (cm) = 19 x 20



■ **Pote Banheiro Grande com Tampa**

REF: PU125T59
Ø x H (cm) = 10 x 15



■ **Pote Banheiro Médio com Tampa**

REF: PU126T59
Ø x H (cm) = 10 x 12



■ **Pote Banheiro Pequeno com Tampa**

REF: PU127T59
Ø x H (cm) = 10 x 8



■ **Saboneteira Oval**

REF: PU72T59
C x L x H (cm) = 30 x 27 x 11



■ **Saboneteira Retangular**

REF: PU128T59
C x L x H (cm) = 12 x 9 x 3



■ **Porta Objetos Redondo**

REF: TO118T59
Ø x H (cm) = 13 x 3



■ **Prato Decorativo**

REF: PL02T59
Ø x H (cm) = 37 x 4



■ **Pote Redondo Grande**

REF: PT79T59
Ø x H (cm) = 15 x 28



■ **Pote Redondo Médio**

REF: PT80T59
Ø x H (cm) = 15 x 22

COLEÇÃO
TOSCANO



■ **Abajur Grande**

REF: AJ22T59

Ø x H (cm) = 26 x 45





COLEÇÃO
FEIJOADA





■ Prato de Jantar

REF: PJ11T492

Ø x H (cm) = 27 x 3



■ Travessa com Alça Grande

REF: TO37T492

C x L x H (cm) = 37 x 23 x 5



■ Travessa com Alça Pequena

REF: TO38T492

C x L x H (cm) = 30 x 18 x 5



■ Terrina para Feijoada

REF: T20T492

C x L x H (cm) = 35 x 25 x 25



■ Terrina Redonda

REF: T22T492

C x L x H (cm) = 26.5 x 21 x 15.5



■ Farinheira

REF: PU77T492

Ø x H (cm) = 16 x 10



■ Molheira

REF: PU138T492

C x L x H (cm) = 21 x 8 x 11



■ Tigela Porquinho Médio

REF: TI114T492

C x L x H (cm) = 26 x 12 x 12



■ Tigela Porquinho Pequeno

REF: TI115T492

C x L x H (cm) = 22 x 10 x 7



■ **Mug Ornamental Grande**

REF: PU54T492

Ø x C x L x H (cm) = 11 x 8,5 x 6.5



COLEÇÃO FIORE





■ **Prato de Jantar**

REF: PJ11T478

Ø x H (cm) = 27 x 3



■ **Prato de Sobremesa**

REF: PJ13T478

Ø x H (cm) = 20 x 3



■ **Bowl**

REF: T102T478

Ø x H (cm) = 15 x 7,5



■ **Bowl Pequeno**

REF: T105T478

Ø x H (cm) = 12 x 5



■ **Xícara de Chá**

REF: PU59T478

Ø x H (cm) = 15 x 10,5



■ **Xícara de Café**

REF: PU60T478

Ø x H (cm) = 12,5 x 7



COLEÇÃO
FRESH GARDEN




COLEÇÃO
FRESH GARDEN



■ Prato de Jantar

REF: PJ11T453

Ø x H (cm) = 27 x 3



■ Prato de Sobremesa

REF: PJ13T453

Ø x H (cm) = 20 x 3



■ Bowl

REF: TI02T453

Ø x H (cm) = 15 x 7,5



■ Bowl Pequeno

REF: TI05T453

Ø x H (cm) = 12 x 5



■ Tigela Grande

REF: TI20T453


Ø x H (cm) = 28 x 7



■ Tigela Média

REF: TI123T453

Ø x H (cm) = 18 x 5



■ Travessa Retangular Grande

REF: TO23T453


C x L x H (cm) = 19 x 18 x 3



■ Travessa Retangular Média

REF: TO24T453

C x L x H (cm) = 18 x 15.5 x 3



■ Travessa Retangular Pequena

REF: TO25T453

C x L x H (cm) = 15 x 13 x 3

COLEÇÃO
FRESH GARDEN



■ Terrina Francesa Morango

REF: T55T453

C x L x H (cm) = 25 X 21 X 17



■ Jarra De Água Pequena

REF: JA02T453

Ø x H (cm) = 20 x 3



■ Travessa com Alça Grande

REF: TO37T453

C x L x H (cm) = 37 x 23 x 5



■ Travessa com Alça Pequena

REF: TO38T453

C x L x H (cm) = 30 x 18 x 5



■ Azeiteira

REF: PU135T453

Ø x H (cm) = 10 x 22



■ Moringa

REF: PU298T453

Ø x H (cm) = 11 x 17



■ Bule Morango

REF: PU399T453

Ø x H (cm) = 14 x 15



■ Queijeira Redonda Morango

REF: PU397T453

Ø x H (cm) = 20 x 17



■ Mantegueira Morango

REF: PU395T453

Ø x H (cm) = 14.5 x 8

COLEÇÃO
FRESH GARDEN



■ Açucareiro Morango

REF: PU393T453

Ø x H (cm) = 8,5 x 11



■ Xícara de Chá

REF: PU59T453


Ø x H (cm) = 15.5 x 10.5



■ Xícara de Café

REF: PU60T453

Ø x H (cm) = 12.5 x 7



■ Molheira

REF: PU138T453

C x L x H (cm) = 21 x 8 x 11



■ Vaso com Prato Médio

REF: VJ10T453

Ø x H (cm) = 16 x 14



■ Vaso com Prato Pequeno


REF: VJ11T453

Ø x H (cm) = 13 x 11



COLEÇÃO PINHAS





■ **Pinha Porto Gigante**

REF: PC01T14


Ø x H (cm) = 27 x 63



■ **Pinha Porto Grande**

REF: PC02T14

Ø x H (cm) = 30 x 50



■ **Pinha Porto Média**

REF: PC03T14

Ø x H (cm) = 20 x 41



■ **Pinha Silverinha**

REF: PC12T14


Ø x H (cm) = 20 x 55



■ **Pinha Outono Grande**

REF: PC04T14

Ø x H (cm) = 20 x 35



■ **Pinha Outono Média**

REF: PC05T14

Ø x H (cm) = 12 x 24



■ **Pinha Gunot**

REF: PC14T14


Ø x H (cm) = 18 x 45



■ **Pinha América Grande**

REF: PC06T14

Ø x H (cm) = 17 x 30



■ **Pinha América Média**

REF: PC07T14

Ø x H (cm) = 10 x 22

COLEÇÃO
PINHAS



■ **Pinha Americana Pequena**

REF: PC08T14

Ø x H (cm) = 7 x 18






COLEÇÃO

PINHAS (fundo off white fosco)






■ **Pinha Porto Grande**

REF: PC02T1059

Ø x H (cm) = 30 x 50



■ **Pinha Porto Média**

REF: PC03T1059

Ø x H (cm) = 20 x 41



■ **Pinha Silverinha**

REF: PC12T1059

Ø x H (cm) = 20 x 55



■ **Pinha Outono Grande**

REF: PC04T1059

Ø x H (cm) = 20 x 35



■ **Pinha Outono Média**

REF: PC05T1059

Ø x H (cm) = 12 x 24



■ **Pinha América Grande**

REF: PC06T1059


Ø x H (cm) = 17 x 30



■ **Pinha América Média**

REF: PC07T1059

Ø x H (cm) = 10 x 22



■ **Pinha Americana Pequena**

REF: PC08T1059

Ø x H (cm) = 7 x 18



■ **Pinha Laço Gigante**

REF: PC09T1059

Ø x H (cm) = 30 x 50



COLEÇÃO
COSTA AZUL




COLEÇÃO
COSTA AZUL



■ **Prato Jantar Sinuoso**

REF: PJ115T1055

Ø x H (cm) = 27 x 3



■ **Prato Sobremesa Sinuoso**

REF: PJ116T1055

Ø x H (cm) = 21 x 2



■ **Tigela Sinuosa Pequena**

REF: TI131T1055

Ø x H (cm) = 14 x 8



■ **Prato Fundo**

REF: PL04T1055

Ø x H (cm) = 33,5 x 4



■ **Tigela Folha Nova Grande**

REF: TI112T1055

C x L x H (cm) = 30 x 26 x 10



■ **Tigela Folha Nova Pequena**

REF: TI113T1055

C x L x H (cm) = 22 x 18 x 4



■ **Prato Decorativo**

REF: PL06T1055


Ø x H (cm) = 9 x 20



■ **Prato Folha Nova Pequeno**

REF: PJ104T1055

C x L x H (cm) = 26 x 24 x 2,5



■ **Travessa Redonda com Alça**

REF: TR03T1055

Ø x H (cm) = 43 x 9,5

COLEÇÃO
COSTA AZUL



■ **Travessa Moderna com Junco**

REF: TO134T1055

C x L x H (cm) = 45 x 30 x 6



■ **Travessa Moderna Funda c/ Junco**

REF: TO135T1055

C x L x H (cm) = 29 x 29 x 9



■ **Travessa Capri**

REF: TR01T1055

Ø x H (cm) = 54 x 8



■ **Travessa Capri Funda**

REF: TO05T1055

C x L x H (cm) = 62 x 46 x 10



■ **Jarra Alta**

REF: JA15T1055

Ø x H (cm) = 14 x 21



■ **Pote Decorativo Grande**

REF: PT10T1055

Ø x H (cm) = 23 x 29



■ **Jarra Decorativa Maissen**

REF: JD05T1055

Ø x H (cm) = 25 x 32



■ **Jarra Decorativa Alcobaça**

REF: JD04T1055

Ø x H (cm) = 23 x 38



■ **Pote Decorativo Pequeno**

REF: PT11T1055

Ø x H (cm) = 15 x 21



■ **Cachepot Bola Grande**

REF: CP08T1055

Ø x H (cm) = 27 x 17



■ **Cachepot Bola Médio**

REF: CP09T1055

Ø x H (cm) = 23 x 15



■ **Abajur Grande**

base REF: AJ22T1055

cúpula REF: CPJ50

Ø x H (cm) = 26 x 75



COLEÇÃO
SALINAS AZUL



COLEÇÃO
SALINAS AZUL



■ **Concha Ornamental Grande**

REF: PU164T1041
Ø x H (cm) = 21 x 6



■ **Concha Ornamental Pequena**

REF: PU57T1041
C x L (cm) = 13 x 15



■ **Tigela Coral**

REF: T198T1041
Ø x H (cm) = 15 x 6



■ **Terrina Coral**

REF: T57T1041
C x L x H (cm) = 24 x 20 x 17



■ **Petisqueira Concha Dupla**

REF: PF11T1041
C x L x H (cm) = 35 x 30 x 5,5



■ **Porta-guardanapo Búzios**

REF: PU449T1041
C x L x H (cm) = 6 x 4 x 4



■ **Garrafa Azeite Relevô**

REF: PU369T1041
Ø x H (cm) = 7 x 16



■ **Castiçal Médio**

REF: CA58T1041
Ø x H (cm) = 16 x 21



■ **Castiçal Pequeno**

REF: CA59T1041
Ø x H (cm) = 15 x 11

COLEÇÃO
SALINAS AZUL



■ **Estrela do Mar**

REF: DI91T1041

C x L x H (cm) = 20 x 20 x 4



■ **Concha**

REF: DI92T1041

C x L x H (cm) = 11 x 15 x 6



■ **Caramujo**

REF: DI93T1041

C x L x H (cm) = 10 x 22 x 5



COLEÇÃO
SALINAS CORAL



COLEÇÃO
SALINAS CORAL



■ **Concha Ornamental Grande**

REF: PU164T1157
Ø x H (cm) = 21 x 6



■ **Concha Ornamental Pequena**

REF: PU57T1157
C x L (cm) = 13 x 15



■ **Tigela Coral**

REF: T198T1157
Ø x H (cm) = 15 x 6



■ **Terrina Coral**

REF: T57T1157
C x L x H (cm) = 24 x 20 x 17



■ **Petisqueira Concha Dupla**

REF: PF11T1157
C x L x H (cm) = 35 x 30 x 5,5



■ **Lagosta**

REF: DI154T489
C x L x H (cm) = 17 x 8 x 2,5



■ **Siri**

REF: DI155T489
C x L x H (cm) = 23 x 11 x 8



COLEÇÃO
LISTRAS



COLEÇÃO
LISTRAS



■ **Sousplat**

REF: PL05T1047
Ø x H (cm) = 30 x 2




■ **Prato Decorativo**

REF: PL02T1047
Ø x H (cm) = 37 x 4




■ **Apoio Ornamental Raso Peixe**

REF: AP22T1047
C x L x H (cm) = 24 x 12 x 1,5



■ **Bowl Peixe Grande**

REF: AP19T1047
C x L x H (cm) = 21 x 14,5 x 6



■ **Bowl Peixe Pequeno**

REF: AP20T1047
C x L x H (cm) = 13 x 9 x 4



■ **Jarra Silhueta**

REF: JD96T1047
Ø x H (cm) = 8 X 18



■ **Jarra Contemporary Grande**

REF: JD81T1047
Ø x H (cm) = 11,5 X 46



■ **Jarra Contemporary Média**

REF: JD82T1047
Ø x H (cm) = 11 X 40



■ **Jarra Contemporary Pequena**

REF: JD83T1047
Ø x H (cm) = 10 X 31

COLEÇÃO
LISTRAS



■ **Suporte Raso Grande**

REF: TO23T1043

C x L x H (cm) = 22 x 19 x 2,5



■ **Pote Redondo Grande**

REF: PT79T1043

Ø x H (cm) = 15 x 28



■ **Jarra Sinuosa Longa**

REF: JD107T1043

Ø x H (cm) = 11 X 14,5



■ **Cachepot Cilindro Grande**

REF: CP98T1043

Ø x H (cm) = 19 x 37



■ **Cachepot Cilindro Pequeno**

REF: CP96T1043

Ø x H (cm) = 14,5 x 19



■ **Cachepot Bola Grande**

REF: CP08T1043

Ø x H (cm) = 27 x 17



■ **Cachepot Bola Médio**

REF: CP09T1043

Ø x H (cm) = 23 x 15



■ **Cachepot**

REF: CP82T1043

Ø x H (cm) = 15 x 12,5



■ **Adorno Peixe**

REF: DI108T1049

C x L x H (cm) = 36 X 8 X 4 (maior)

COLEÇÃO
LISTRAS



■ **Vaso Ana Luiza**

REF: VJ23T1049
Ø x H (cm) = 18,5 x 32



■ **Jarra Sinuosa Curta**

REF: JD106T1049
Ø x H (cm) = 13 X 12



■ **Jarra Sinuosa Longa**

REF: JD107T1049
Ø x H (cm) = 11 X 14,5



■ **Cachepot Cilindro Médio**

REF: CP97T1045
Ø x H (cm) = 19 x 28



■ **Pote Redondo Médio**

REF: PT80T1045
Ø x H (cm) = 15 x 22



■ **Jarra Sinuosa Curta**

REF: JD106T1045
Ø x H (cm) = 13 X 12



■ **Vaso sem borda Grande**

REF: VJ178T1045
Ø x H (cm) = 31 x 29



■ **Vaso sem borda Médio**

REF: VJ177T1045
Ø x H (cm) = 27 x 25



■ **Vaso Ana Luiza Pequeno**

REF: VJ188T1045
Ø x H (cm) = 16,5 x 21

COLEÇÃO
LISTRAS



■ **Bowl Peixe Grande**

REF: AP19T1050

C x L x H (cm) = 21 x 14,5 x 6



■ **Bowl Peixe Médio**

REF: AP21T1050

C x L x H (cm) = 24 x 11,5 x 5



■ **Bowl Peixe Pequeno**

REF: AP20T1050

C x L x H (cm) = 13 x 9 x 4



■ **Apoio Ornamental Raso Peixe**

REF: AP22T1050

C x L x H (cm) = 24 x 12 x 1,5



■ **Jarra Sinuosa Curta**

REF: JD106T1050

Ø x H (cm) = 13 X 12



■ **Jarra Sinuosa Longa**

REF: JD107T1050

Ø x H (cm) = 11 X 14,5



■ **Jarra Silhueta**

REF: JD96T1050

Ø x H (cm) = 8 X 18



■ **Adorno Peixe**

REF: DI108T1050

C x L x H (cm) = 36 X 8 X 4 (maior)



COLEÇÃO
FRISADAS



COLEÇÃO
FRISADAS



■ **Cachepot Português Frisado**

REF: CP51T445

Ø x H (cm) = 42 x 15



■ **Jarra Bola Frisada**

REF: JD49T445

Ø x H (cm) = 25 X 22



■ **Cachepot Itaipava Médio Frisado**

REF: CP57T445

Ø x H (cm) = 29 x 22



■ **Jarra Garrafa Grande Frisada**

REF: JD59T445

Ø x H (cm) = 12 X 32



■ **Jarra Garrafa Pequena Frisada**

REF: JD60T445

Ø x H (cm) = 10 X 27



■ **Vaso Frizado Grande**

REF: VJ196T445

Ø x H (cm) = 18 x 28



■ **Vaso Frizado Médio**

REF: VJ197T445

Ø x H (cm) = 14 x 21



■ **Jarra Decorada Alcobaça Frisada**

REF: JD61T157

Ø x H (cm) = 22 X 38



■ **Jarra Bola Frisada**

REF: JD49T157

Ø x H (cm) = 25 X 22

COLEÇÃO
FRISADAS



■ **Cachepot Itaipava Médio Frisado**

REF: CP57T157

Ø x H (cm) = 29 x 22



■ **Jarra Garrafa Grande Frisada**

REF: JD59T157

Ø x H (cm) = 12 X 32



■ **Jarra Garrafa Pequena Frisada**

REF: JD60T157

Ø x H (cm) = 10 X 27



■ **Vaso Frizado Grande**

REF: VJ196T157

Ø x H (cm) = 18 x 28



■ **Vaso Frizado Médio**

REF: VJ197T157

Ø x H (cm) = 14 x 21

SHOWROOM

ITAIPAVA

Estrada União e Indústria, 10588
Petrópolis - RJ
Telefone - (24) 2232-2500

FÁBRICA

ITAIPAVA

Rua Sebastião Candido Pereira 657 -
Vila Constância
Petrópolis - RJ

SITE

www.ceramicaluizsalvador.com.br

CRÉDITOS

COORDENAÇÃO

Paula Accioly

REVISÃO

Priscila Mello

PROJETO GRÁFICO

[Amplamente](#)

FOTOS PRODUTOS

Caio Caldas
Cesar Caldas

FOTOS AMBIENTES

Alexandre Take
Juan Azevedo
Paula Accioly

FOTOS FÁBRICA

Giselle Flissak

VENDAS

Carla - (24) 98100-4701
Daiani - (24) 98864-6722
Luciana - (24) 98866-2647
Priscila - (24) 99215-6201
Rafaela - (24) 98869-7169





Flor de Alcachofra

Alcachofra
Provençal

NOVO

26

Flor de
Alcachofra

NOVO

29



Ibiza

NOVO

13



Ibiza Gráfico

NOVO

24



Ibiza Relevo

NOVO

16



Limão Craquelê

NOVO

7



Napoli

NOVO

4

Verde
Alcachofra

NOVO

31



Verde Craquelê

NOVO


11

TRADIÇÃO E SOFISTICAÇÃO EM **CERÂMICAS**

Buscando a melhoria constante de seus produtos, mas sem perder a delicadeza da produção manual e artística, a Cerâmica Luiz Salvador por mais de 60 anos formou um talentoso grupo de artistas, treinados para produzir o típico “estilo” Luiz Salvador, em peças utilitárias e decorativas. Novos designs são incorporados e várias tendências de renomadas escolas ceramistas são assimiladas, criando uma profusão de cores e estilos que resultam em peças únicas.

No tableware, a Cerâmica Luiz Salvador se destaca transformando desde a louça do dia-a-dia até as peças personalizadas para ocasiões especiais em produtos singulares.

Tendo mais de 90 colaboradores na companhia, com destaque para o time de 30 talentosos artistas pintores, a fábrica está instalada em uma planta de 3.000m² dentro de uma área verde de 6.500m² na charmosa região de Itaipava – RJ. Lá são produzidos mensalmente mais de 30 mil peças de 1.500 modelos diferentes em mais de 40 padronagens.




A Cerâmica Luiz Salvador tem seu showroom no polo turístico e gastronômico de Itaipava, e é parada obrigatória para quem visita a região. Além disso, seus produtos encontram-se em lojas especializadas em decoração, louças e presentes nas principais capitais brasileiras e no exterior.



COLEÇÃO
NAPOLI



■ **Prato de Jantar**
REF: PJ11T1311
Ø x H (cm) = 27 x 3



■ **Prato de Sobremesa**
REF: PJ13T1311
Ø x H (cm) = 20 x 3



■ **Bowl**
REF: T102T1311
Ø x H (cm) = 15 x 7,5



■ **Prato de Massa**
REF: PJ109T1311
Ø x H (cm) = 27,5 x 6,5



■ **Tigela de Massa Redonda Grande**
REF: T137T1311
Ø x H (cm) = 30 x 5,5



■ **Tigela de Massa Redonda Pequena**
REF: T138T1311
Ø x H (cm) = 20 x 3



■ **Farinheira com Tampa Limão**
REF: PU462T1311
Ø x H (cm) = 18 x 13



■ **Galheta Grande para Azeite**
REF: PU135T1311
Ø x H (cm) = 9 x 23



■ **Molheira Grande**
REF: PU138T1311
C x L x H (cm) = 21 x 8 x 11



■ **Jarra**
REF: JA02T1311
Ø x H (cm) = 13 x 16



■ **Xícara de Chá**
REF: PU59T1311
Ø x H (cm) = 15,5 x 10,5



■ **Vaso Médio com Prato**
REF: VJ10T1311
Ø x H (cm) = 16 x 16



■ **Vaso Pequeno com Prato**
REF: VJ11T1311
Ø x H (cm) = 13 x 13




COLEÇÃO
LIMÃO CRAQUELÊ





■ **Cachepot Textura Grande Limão**
REF: CP116T1322
Ø x H (cm) = 42 x 14



■ **Cachepot Textura Médio Limão**
REF: CP117T1322
Ø x H (cm) = 30 x 14



■ **Floreira Gigante Limão**
REF: DI185T1322
C x L x H (cm) = 53 x 42 x 20



■ **Cesto com Limão na frente**
REF: DI191T1322
C x L x H (cm) = 30 x 22 x 31



■ **Cachepot Orgânico Alto Limão**
REF: CP114T1322
Ø x H (cm) = 27 x 27




■ **Cachepot Orgânico Baixo Limão**
REF: CP115T1322
Ø x H (cm) = 30 x 20



■ **Cachepot Limão Relevô**
REF: CP113T1322
Ø x H (cm) = 29 x 23




■ **Cachepot Cilindro Alto Limão**
REF: CP118T1322
Ø x H (cm) = 26 x 29



■ **Cachepot Cilindro Baixo Limão**
REF: CP119T1322
Ø x H (cm) = 27 x 20



■ **Fruteira Ornatos Nova Alta Limão**
REF: F80T1322
Ø x H (cm) = 22 x 30



■ **Fruteira Ornatos Nova Baixa Limão**
REF: F81T1322
Ø x H (cm) = 21 x 24




■ **Fruteira Nova Baixa com Limão Folha**
REF: F79T1322
Ø x H (cm) = 30 x 13




■ **Jarra Alcobaça com Alça Limão**
REF: JD134T1322
Ø x H (cm) = 28 x 39




■ **Jarra Maissen com Alça Limão**
REF: JD135T1322
Ø x H (cm) = 30 x 33



■ **Cesto com Alça Limão**
REF: DI192T1322
C x L x H (cm) = 30 x 20 x 29




■ **Porta-guardanapo Limão**
REF: PU392T1322
C x L x H (cm) = 8 x 4 x 8



■ **Bolsinha Ramo de Limão Novo**
REF: DI186T1312
C x L x H (cm) = 26,5 x 13 x 26



■ **Jarra para Água Relevo Limão**
REF: JA46T1312
C x L x H (cm) = 22 x 16 x 21




■ **Jarra Bolinha com Limão**
REF: JD123T1312
Ø x H (cm) = 8,5 x 8,5




■ COLEÇÃO


VERDE CRAQUELÊ




■ Cachepot Textura Grande Limão
REF: CP116T1031
Ø x H (cm) = 42 x 14



■ Cachepot Limão Relevo
REF: CP113T1031
Ø x H (cm) = 29 x 23




■ Cachepot Cilindro Alto Limão
REF: CP118T1031
Ø x H (cm) = 26 x 29




■ Cachepot Cilindro Baixo Limão
REF: CP119T1031
Ø x H (cm) = 27 x 20




■ Jarra Alcobaça com Alça Limão
REF: JD134T1031
Ø x H (cm) = 28 x 39



■ Jarra Maissen com Alça Limão
REF: JD135T1031
Ø x H (cm) = 30 x 33




■ Cesto com Alça Limão
REF: DI192T1031
C x L x H (cm) = 30 x 20 x 29




■ Bolsinha Ramo de Limão Novo
REF: DI186T1031
C x L x H (cm) = 26,5 x 13 x 26




COLEÇÃO
IBIZA




■ **Prato de Jantar**
REF: PJ11T1309
Ø x H (cm) = 27 x 3



■ **Prato de Sobremesa**
REF: PJ13T1309
Ø x H (cm) = 20 x 3




■ **Bowl**
REF: TI02T1309
Ø x H (cm) = 15 x 7,5



■ **Bowl Pequeno**
REF: TI05T1309
Ø x H (cm) = 12 x 5



■ **Tigela Redonda Média**
REF: TI20T1309
Ø x H (cm) = 28 x 8



■ **Tigela Redonda Pequena**
REF: TI123T1309
Ø x H (cm) = 18 x 5



■ **Travessa sem Alça Feijoadada Grande**
REF: TO148T1309
C x L x H (cm) = 34 x 23 x 5




■ **Travessa sem Alça Feijoadada Pequena**
REF: TO149T1309
C x L x H (cm) = 27 x 18 x 5



■ **Bacia Americana com Junco**
REF: TI141T1309
C x L x H (cm) = 34 x 27 x 17



■ **Tigela Funda Média com Junco**
REF: T1143T1309
C x L x H (cm) = 19 x 12,5 x 15



■ **Terrina Redonda**
REF: T22T1309
Ø x H (cm) = 21 x 16



■ **Pote Redondo Grande**
REF: PT79T1309
Ø x H (cm) = 15 x 28



■ **Pote Redondo Médio**
REF: PT80T1309
Ø x H (cm) = 15 x 22



■ **Jarra Alta**
REF: JA15T1309
Ø x H (cm) = 14 x 21




■ **Jarra Alta Pequena**
REF: JA16T1309
Ø x H (cm) = 12 x 17



■ **Jarra Indiana**
REF: JD07T1309
Ø x H (cm) = 22 x 34



■ **Jarra Decorativa Alcobaça**
REF: JD04T1309
Ø x H (cm) = 23 x 38



■ **Jarra Decorativa Maissen**
REF: JD05T1309
Ø x H (cm) = 25 x 32




COLEÇÕES
IBIZA RELEVO



■ **Prato de Jantar Mar Relevo**
REF: PJ88T1310
Ø x H (cm) = 29,5 x 2



■ **Prato de Sobremesa Mar Relevo**
REF: PJ89T1310
Ø x H (cm) = 23,5 x 1,5



■ **Bowl Crustáceo Relevo**
REF: TI142T1310
C x L x H (cm) = 19 x 12,5 x 6,5



■ **Prato Crustáceo Fundo**
REF: PJ140T1310
Ø x H (cm) = 20,5 x 4



■ **Prato Crustáceo Raso**
REF: PJ139T1310
Ø x H (cm) = 25,5 x 2




■ **Travessa Crustáceo Relevo Grande**
REF: TO137T1310
C x L x H (cm) = 39,5 x 25,5 x 4,5



■ **Travessa Crustáceo Relevo Média**
REF: TO136T1310
C x L x H (cm) = 30 x 18,5 x 3



■ **Apoio Ornamental Grande Conchas**
REF: PJ169T1310
Ø x H (cm) = 27 x 2,5




■ **Apoio Ornamental Pequeno Conchas**
REF: PJ170T1310
Ø x H (cm) = 22,5 x 2,5



■ **Tigela Conchas**
REF: TII71T1310
Ø x H (cm) = 27 x 9



■ **Travessa Conchas**
REF: TO172T1310
C x L x H (cm) = 37,5 x 25 x 3



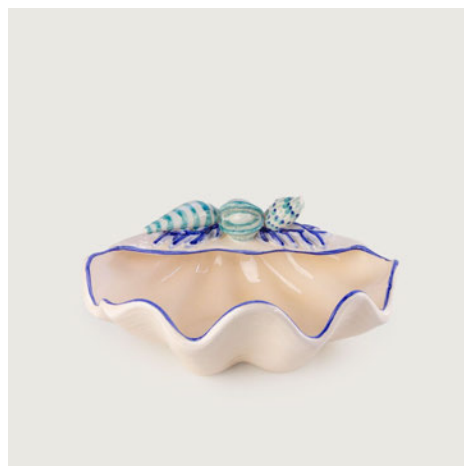
■ **Travessa Lagosta**
REF: TO125T1310
C x L x H (cm) = 22,5 x 15 x 2,3



■ **Jarra Pitu Alcobaça**
REF: JA48T1310
Ø x H (cm) = 13 x 16



■ **Mug Pitú**
REF: PU377T1310
Ø x H (cm) = 10 x 12



■ **Concha Crustáceo Relevo**
REF: PU473T1310
C x L x H (cm) = 29 x 21 x 12,5



■ **Lata Sardinha**
REF: PU539T1310
C x L x H (cm) = 12 x 8 x 6



■ **Terrina Coral**
REF: T57T1328
C x L x H (cm) = 24 x 20 x 17



■ **Petisqueira Concha Dupla**
REF: PF11T1328
C x L x H (cm) = 35 x 30 x 5,5



■ **Petisqueira Concha Dupla**
REF: PF11T1327
C x L x H (cm) = 35 x 30 x 5,5



■ **Concha Ornamental Grande**
REF: PU164T1328
Ø x H (cm) = 21 x 6




■ **Concha Ornamental Grande**
REF: PU164T1327
Ø x H (cm) = 21 x 6




■ **Concha Ornamental Pequena**
REF: PU57T1328
C x L (cm) = 13 x 15



■ **Concha Ornamental Pequena**
REF: PU57T1327
C x L (cm) = 13 x 15



■ **Tigela Coral**
REF: T198T1328
Ø x H (cm) = 15 x 6




■ **Tigela Coral**
REF: T198T1327
Ø x H (cm) = 15 x 6



■ **Estrela Média**
REF: AP16T1328
Ø x H (cm) = 15 x 4




■ **Estrela Média**
REF: AP16T1327
Ø x H (cm) = 15 x 4




■ **Estrela Pequena**
REF: AP17T1328
Ø x H (cm) = 11 x 3




■ **Estrela Pequena**
REF: AP17T1327
Ø x H (cm) = 11 x 3




■ **Conchinha**
REF: AP18T1328
Ø x H (cm) = 15 x 4



■ **Conchinha**
REF: AP18T1327
Ø x H (cm) = 15 x 4



■ **Porta-guardanapo Búzios**
REF: PU449T1328
C x L x H (cm) = 6 x 4 x 4



■ **Porta-guardanapo Búzios**
REF: PU449T1327
C x L x H (cm) = 6 x 4 x 4




■ **Bolsinha Conchas**
REF: DI119T1328
C x L x H (cm) = 26 x 14 x 25




■ **Bolsinha Conchas**
REF: DI119T1327
C x L x H (cm) = 26 x 14 x 25




■ **Estrela do Mar**
REF: DI91T1328
C x L x H (cm) = 20 x 20 x 4




■ **Estrela do Mar**
REF: DI91T1327
C x L x H (cm) = 20 x 20 x 4



■ **Concha**
REF: DI92T1328
C x L x H (cm) = 11 x 15 x 6



■ **Concha**
REF: DI92T1327
C x L x H (cm) = 11 x 15 x 6



■ **Caramujo**
REF: DI93T1328
C x L x H (cm) = 10 x 22 x 5




■ **Caramujo**
REF: DI93T1327
C x L x H (cm) = 10 x 22 x 5




■ **Petisqueira Peixe Novo**
REF: AP24T441
C x L x H (cm) = 37 x 13 x 4




■ **Petisqueira Peixe Novo**
REF: AP24T157
C x L x H (cm) = 37 x 13 x 4




■ **Bowl Concha**
REF: AP23T441
Ø x H (cm) = 18 x 6,5



■ **Bowl Concha**
REF: AP23T157
Ø x H (cm) = 18 x 6,5




■ **Caranguejo**
REF: DI175T441




■ **Caranguejo**
REF: DI175T157




■ **Siri**
REF: DI155T441
C x L x H (cm) = 23 x 11 x 8



■ **Siri**
REF: DI155T157
C x L x H (cm) = 23 x 11 x 8



■ **Lagosta**
REF: DI154T441
C x L x H (cm) = 17 x 8 x 2,5



■ **Lagosta**
REF: DI154T157
C x L x H (cm) = 17 x 8 x 2,5



■ **Cachepot Cilindro Grande**
REF: CP98T1308
Ø x H (cm) = 19 x 37




■ **Cachepot Cilindro Médio**
REF: CP97T1308
Ø x H (cm) = 19 x 28



■ **Cachepot Cilindro Pequeno**
REF: CP96T1308
Ø x H (cm) = 14,5 x 19




■ **Cachepot Textura Grande**
REF: CP105T1308
Ø x H (cm) = 24 x 25



■ **Cachepot Textura Pequeno**
REF: CP106T1308
Ø x H (cm) = 22 x 19




COLEÇÃO
IBIZA GRÁFICO



■ Prato de Jantar

REF: PJ11T1329

Ø x H (cm) = 27 x 3



■ Prato de Sobremesa

REF: PJ13T1329

Ø x H (cm) = 20 x 3



■ Tigela Tanola

REF: TI17T1329

Ø x H (cm) = 16 x 5



■ Prato Côncavo com Junco

REF: PL24T1329

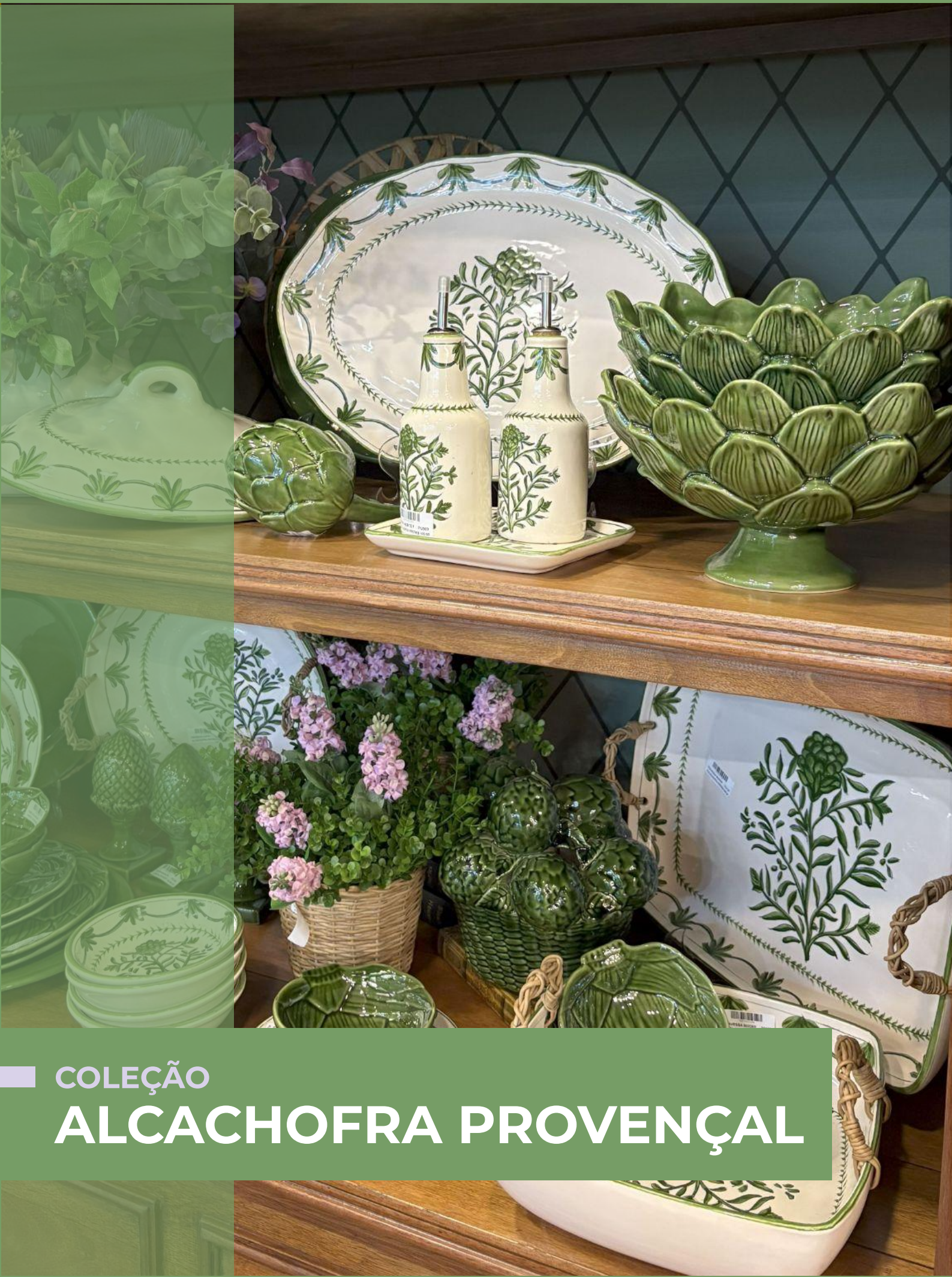
Ø x H (cm) = 38 x 5



■ Travessa Redonda Média com Junco

REF: TR10T1329

Ø x H (cm) = 35,5 x 10



COLEÇÃO

ALCACHOFRA PROVENÇAL



■ **Prato de Jantar**
REF: PJ11T1313
Ø x H (cm) = 27 x 3



■ **Prato de Sobremesa**
REF: PJ13T1313
Ø x H (cm) = 20 x 3



■ **Tigela Grande**
REF: TI04T1313
Ø x H (cm) = 30 x 13



■ **Tigela Média**
REF: TI07T1313
Ø x H (cm) = 22 x 10



■ **Tigela Tanola**
REF: TI17T1313
Ø x H (cm) = 16 x 5



■ **Travessa Provence Gigante**
REF: TO84T1313
C x L x H (cm) = 46 x 32 x 3,5



■ **Travessa Provence Grande**
REF: TO85T1313
C x L x H (cm) = 42 x 28 x 3



■ **Travessa Provence Média**
REF: TO86T1313
C x L x H (cm) = 35,5 x 23 x 3



■ **Travessa sem Alça Feijoadada Grande**
REF: TO148T1313
C x L x H (cm) = 34 x 23 x 5



■ **Travessa sem Alça Feijoadada Pequena**

REF: TO149T1313

C x L x H (cm) = 27 x 18 x 5



■ **Travessa Redonda com Alça e Junco**

REF: TR08T1313

Ø x H (cm) = 42,5 x 10,5



■ **Travessa Redonda Média com Junco**

REF: TR10T1313

Ø x H (cm) = 35,5 x 10



■ **Travessa Moderna com Junco**

REF: TO134T1313

C x L x H (cm) = 45 x 30 x 6



■ **Travessa Moderna Funda com Junco**

REF: TO135T1313

C x L x H (cm) = 29 x 29 x 9



■ **Travessa Retangular Média**

REF: TO24T1313

C x L x H (cm) = 18,5 x 16 x 2



■ **Garrafa Azeite Relevô**

REF: PU369T1313

Ø x H (cm) = 7 x 16



COLEÇÃO


FLOR DE ALCACHOFRA



■ **Prato Jantar Sinuoso**
REF: PJ115T1314
Ø x H (cm) = 27 x 3



■ **Prato Sobremesa Sinuoso**
REF: PJ116T11314
Ø x H (cm) = 21 x 2



■ **Tigela Tanola**
REF: TI17T21314
Ø x H (cm) = 16 x 5



■ **Tigela de Massa Redonda Grande**
REF: TI37T101314
Ø x H (cm) = 30 x 5,5




■ **Tigela de Massa Redonda Pequena**
REF: TI38T111314
Ø x H (cm) = 20 x 3




■ **Suporte Raso Grande**
REF: TO23T91314
C x L x H (cm) = 22 x 19 x 2,5



■ **Galheta Grande para Azeite**
REF: PU135T71314
Ø x H (cm) = 9 x 23



■ **Molheira Grande**
REF: PU138T81314
C x L x H (cm) = 21 x 8 x 11




■ **Jarra de Água com Junco**
REF: JA38T31314
Ø x H (cm) = 12 x 17




COLEÇÃO

VERDE ALCACHOFRA




■ Apoio Ornamental Grande Alcachofra
REF: PJ128T1323
C x L x H (cm) = 30 x 25 x 3




■ Apoio Ornamental Pequeno Alcachofra
REF: PJ129T1323
C x L x H (cm) = 22 x 19 x 3




■ Sousplat
REF: PL05T1323
Ø x H (cm) = 30 x 2



■ Tigela Alcachofra
REF: TI135T1323
C x L x H (cm) = 17 x 15 x 6




■ Pratinho Alcachofra
REF: PJ156T1323
Ø x H (cm) = 20,5 x 3




■ Prato de Frios Alcachofra
REF: PF03T1323
Ø x H (cm) = 22 x 3




■ Travessa Alcachofra
REF: TO167T1323
C x L x H (cm) = 31 x 26 x 4




■ Compoteira Alcachofra
REF: PU542T1323
Ø x H (cm) = 19 x 14,5




■ Fruteira Alcachofra
REF: F78T1323
Ø x H (cm) = 27 x 17




■ **Saleiro Alcachofra**
REF: PU543T1323
C x L x H (cm) = 24 x 12 x 8




■ **Cesto com Alcachofra**
REF: DI121T1323
C x L x H (cm) = 25 x 20 x 24



■ **Alcachofra Grande**
REF: DI180T1323
C x L x H (cm) = 21 x 10 x 10



■ **Cachepot Escamas Médio**
REF: CP110T1323
Ø x H (cm) = 29 x 22



■ **Cachepot Escamas Pequeno**
REF: CP109T1323
Ø x H (cm) = 28 x 13




■ **Pinha Outono Grande**
REF: PC04T1323
Ø x H (cm) = 20 x 35



■ **Pinha América Grande**
REF: PC06T1323
Ø x H (cm) = 17 x 30




■ **Pinha Outono Média**
REF: PC05T1323
Ø x H (cm) = 12 x 24



■ **Pinha América Média**
REF: PC07T1323
Ø x H (cm) = 10 x 22

COLEÇÃO

Verde Alcachofra



■ **Pinha Americana Pequena**

REF: PC08T1323

Ø x H (cm) = 7 x 18

SHOWROOM

ITAIPAVA

Estrada União e Indústria, 10588
Petrópolis - RJ
Telefone - (24) 2232-2500

FÁBRICA

ITAIPAVA

Rua Sebastião Candido Pereira 657 -
Vila Constância
Petrópolis - RJ

SITE

www.ceramicaluizsalvador.com.br

CRÉDITOS

COORDENAÇÃO

Paula Accioly

REVISÃO

Priscila Mello

PROJETO GRÁFICO

[Amplamente](#)

FOTOS PRODUTOS

Caio Caldas

FOTOS AMBIENTES

Carla Azevedo

FOTOS FÁBRICA

Giselle Flissak

VENDAS

Carla - (24) 98100-4701
Daiani - (24) 98864-6722
Luciana - (24) 98866-2647
Rafaela - (24) 98869-7169
Priscila - (24) 99215-6201



COPYRIGHT 2025 - Cerâmica Luiz Salvador
A Cerâmica Luiz Salvador reserva-se o direito de
adicionar, excluir ou alterar informações e preços
constantemente neste catálogo sem aviso prévio.